



RAOC ENLISTED BOYS' & BOYS' SCHOOL RAOC

JUNIOR LEADERS BATTALION RAOC & REME

RAOC APPRENTICE COLLEGE

JUNIOR LEADERS REGIMENT RAOC

NEWSLETTER

Issue 11

XI



Summer 2009



Contents Page



- **Introduction and Welcome – From the Chairman and Editor**
- **Membership Update – Membership: From Strength to Strength**
- **Items for Sale – Ex-Boys' Association Wall Shields - CD of the Edinburgh Tattoo of Aug 1961**
- **Edinburgh Tattoo – Information of next event in 2009**
- **Items for Sale – Ex-Boys' Association Wall Shields - CD of the Edinburgh Tattoo of Aug 1961**
- **RAOC Association – Information - Book Reviews – Music Reviews**
- **General Information – REME Corps Museum – Armed Forces Pension – Armed Forces Day**
- **Items of Interest - Corps of Drums – Car Badges -- RAOC Trains – DOS Trophy**
- **Old Codgers' Photo Gallery - Lost Pals – Last Post – Admin Team**

Introduction and Welcome

Dear Members,

A very warm welcome from our Founder and Chairman Paul Jones and your Editor of the Newsletter, Adrian Hayward-Wills, to the Summer Edition (XI) Newsletter for 2009.

The Winter Newsletter (X) 2008, was received with rave reviews! Below are some of the kind comments I and the Committee received:-

"I have just been reading the newsletter and can claim to have been one of the Boys who were on the 1954 Edinburgh Tattoo, my family are very impressed! Please keep up the good work, it is appreciated and all being well, I will look forward to seeing you in 2010". DA

"All I can say is "What a Beauty". I felt it had just the right amount of info with plenty of humour and would appeal to all Ex-Boys no matter when they served or where". GH

Just read the Winter Newsletter – Excellent job well done! RD

We hope that this Eleventh (XI) Newsletter finds you well and looking forward to reading articles on The Apprentice College Snare Drum, that was on display at the 2008 Reunion. An excellent article by Peter Fellowes, on the subject of trains that carried the RAOC name. Packed with pictures and numerous facts and figures, this is an interesting and perhaps definitive read about RAOC trains.

We also have an account of Lee Enfield shooting at Bisley Ranges. Submitted by Ex-Boy Graham Matthias, this particular article brings target shooting direct to the reader – you. "Watch and shoot, watch and read!"

Also included in this and future Newsletters, are new regular sections entitled Music Reviews and Book Reviews covering the music of the RAOC and REME Staff Bands and published works associated with the RAOC and REME. And lastly, another new regular section, this time covering Military Humour.

As you know, it is our intention to produce two Newsletters (Summer and Winter) per annum, with a publication in June and December of each year. This Summer 2009 Ex-Boys' Association Newsletter provides a further format to reach its members in addition to our extensive and ever expanding website.

I will also take this opportunity in formally welcoming on board Brian Wild as the new Secretary and Treasurer of the RAOC and REME Ex-Boys' Association. Brian takes over from George Hendley. Thank-you George for all your efforts and a big welcome to Brian!

This is my second attempt at a Newsletter for the Ex-Boys' Association and is a particular bumper one, as I have taken the opportunity to formally introduce the new Music and Book Review sections to enable readers to perhaps pass on their own reviews of either a book or music that they have heard connected with either the RAOC or REME. Secondly, there is also an early Bugle Call notice for the next Reunion in Coventry 2010.

Next Newsletter (XII) is due for publication in (Winter) December 2009 and includes such articles on the Junior Drum Major's Mace and RAOC/REME Trench Art. If any member of the Ex-Boys' Association has any recollections of Drum Majors or perhaps being a Drum Major themselves and would like to write a short article for the Newsletter - *perhaps you may feel inspired after reading the articles submitted by Graham Matthias and Peter Fellowes in this Newsletter* – then please contact me, Adrian HW, at the earliest of opportunity.

So go ahead, put the kettle on, take the phone off the hook, tell the wife she can go shopping, grab a digestive biscuit or two and enjoy this RAOC and REME Ex-Boys' Association Newsletter!

Clearly we are always on the look out for interesting "copy". Should you wish to include any articles for the Newsletter, please feel free to contact The Editor Adrian HW via the Contacts Page on our website which is www.juniorleadersraoc.co.uk

The Forum of the RAOC and REME Ex-Boys' Association

Did you know, that in addition to this Bi-Annual Newsletter, there is another area in which there is more up-to-date information that provides members with information pertaining to ALL the new photos that have been uploaded, new Thunderbolt Magazines donated and to recently joined members to the Ex-Boys' Association? Well, this arena is entitled The Forum!



The forum for members of the RAOC & REME Ex-Boys Association

Click HERE to go to the Associations HOME-PAGE

Logged in as: George T (Log Out)

Admin CP · My Controls · **View New Posts** · My Assistant · My Friends · 9 New Messages

RAOC & REME Ex-Boys Association

Welcome back; your last visit was: Yesterday, 09:13 PM

Forum	Topics	Replies	Last Post Info
Photos Information for members on the latest photos that have been placed on the main site. Click here to go straight to the Galleries.	3	4	Yesterday, 05:12 PM In: Latest photos By: George T
New members Information on the latest new members to the Association. Click here to go straight to the full list of members.	2	3	May 31 2007, 10:38 AM In: New Members By: George T
New Features The latest enhancements and new features	5	3	Apr 10 2007, 12:32 PM In: The Old Codgers Page By: George T
Memories Information on the latest members memories that have been placed on the site. Click here to go straight to the full list of memories available.	1	1	May 3 2007, 05:47 PM In: Latest memories By: George T

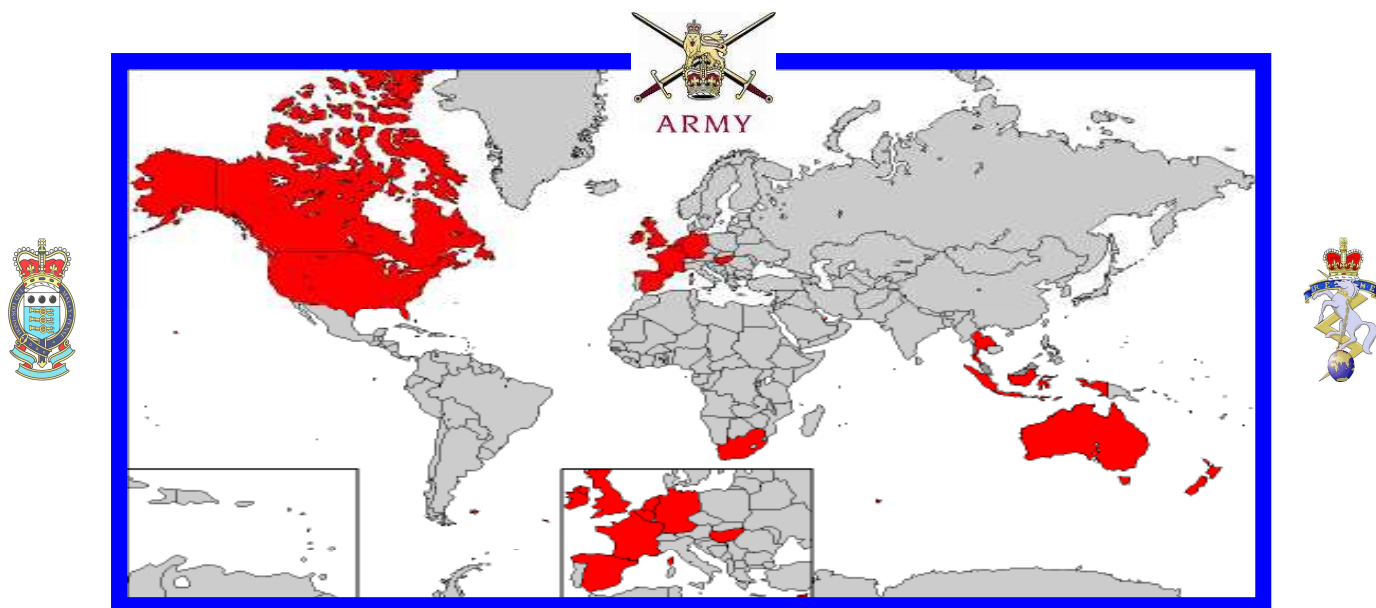
The Forum for members is not only easy to navigate but it provides up to the minute information relating to the Ex-Boys' Association and to RAOC and REME matters as a whole. Information that is posted on the Forum Part-1 Orders is the best way to follow with what's happening and who's new to the Association.

Please take a few moments of your time and visit the [“View New Posts”](#) feature of the Forum – you may be surprised what is there and what it has to offer!

Remember! As members, it's our Association but your Forum!

Membership

Our Founder and Chairman Paul Jones is proud to report that membership has grown continually and at a steady pace and now fast approaching the magic 450 members! As of April 2009, we had 444 members all spread globally but we still need more members!



We are of course absolutely delighted to announce that membership continues to grow on a worldwide basis, as can be observed on the above map. However, Bill Chamberlain needs more leads from you, including former permanent staff other ranks and officers – please see Lost Pals section further on in the Newsletter. Below is a record of our current membership growth – From Strength to Strength!

A lot of time and effort by the Committee Members - *on a purely voluntary basis* - is spent “behind the lines” on recruiting and processing ex-boys to become members of the Association. This is either conducted by a direct mail process or via a telephone call.

Membership Numbers



Date	Membership Numbers	Membership History of the Ex Boys' Association
Jun-04	22	June 2004 we had 18 plus 4 new members signed up
Nov-04	38	November 2004 we had 38 members
Aug-05	47	August 2005 we had 47 Members
Jan-06	88	January 2006 we had 88 Members
Mar-06	100	March 2006 we received our 100th member!
Sep-07	250	September 2007 Chris Kincaid has the honour of being our 250th Member!
Feb-08	300	February 20th 2008 = 300th Member!
Dec-08	403	December 7th 2008 = 400th Member
Jan-09	413	By mid January 2009 we had 413 Members
Feb-09	418	And by late February 2009 we had 418 Members!!
Mar-09	428	Spring time brought us to 428 Members
Apr-09	444	April brought membership to all the fours with 444 Members!!
May-09	448	The end of May brought sunny weather and 448 members - Brilliant
Jun-09		



New Members



January 2009

08/01/2009 **Douglas Stanley BUCKLE** - Gordon 1958-60
09/01/2009 **Robert POLLOCK** - Arras/Ardennes 1976-77
11/01/2009 **Paul Ambrose THOMAS** - Baker 1965-66
13/01/2009 **Ronald Edward REYNOLDS** - Watts 1962-63
21/01/2009 **Nicholas Clive TURNBULL** - Aden 1985
21/01/2009 **David CLAMP** - Joslyn 1956
31/01/2009 **John David Aka Ian FINLAY** - Rowcroft 1970-72
31/01/2009 **Clive Hywel GEORGE** - Brunei 1978-79

February 2009

02/02/2009 **Desmond T. WHITING** - Parsons 1959-60
04/02/2009 **Brian YOUNG** - Baker 1967
04/02/2009 **Peter John SILVESTER** - Steevens 1965-66
12/02/2009 **Brian GODDEN** - Body & Band 1959-61
14/02/2009 **Stephen Edward HEYNES** - Watts 1974
18/02/2009 **Graham Robert PETERS** - Steevens 1969-71
19/02/2009 **David Edward WILLIAMS** - Hill 1959-61
23/02/2009 **John Austin CALDWELL** - Richards 1972-73



New Members



March 2009

- 03/03/2009 **Stephen TURNER BEM** - Cutforth 1971-74
06/03/2009 **John Michael CLANCY** - Haslar / Ft.Gomer 1951-54
07/03/2009 **Peter George BEATTY** - Hill 1964-66
09/03/2009 **George Caldwell STEEDMAN** - Willaims 1969
10/03/2009 **Peter BRABIN** - Gordon 1961-63
16/03/2009 **Anthony Holt "Tony" WILSON-ING** - Adjutant, College HQ 1973-74
29/03/2009 **Cyril Ernest john COX** - Watts 1962-63
29/03/2009 **Jason Malcolm THOMAS** - Benghazi 1986-87
29/03/2009 **Ronald COOPER** - Watts 1963-65
31/03/2009 **Alan HUMPHRIES** - Cutforth 1972-73

April 2009

- 03/04/2009 **Duncan Cameron WRIGHT** - Ardennes 1981-82
04/04/2009 **Clifford Lawrence HILL** - Hill 1965
05/04/2009 **Reginald G. PARSONS** - Hill 1961-64
07/04/2009 **Thomas Charles WOODS** - Horne 1952-54
08/04/2009 **John Ernest Russell ATHERTON** - 1954-55
15/04/2009 **David Charles REED** - Arnhem 1979
15/04/2009 **Roger Thomas WYBORN** - Richards 1970-72
16/04/2009 **Malcolm James LINDLEY** - Steevens/Baker 1966-68
16/04/2009 **Harold George SMITH** - Gordon 1960-62
16/04/2009 **David ANDERSON** - Aden 1985
21/04/2009 **Steven Michael ROGERS (REME)** - Burma 1975-76
23/04/2009 **Ian Michael ELLIS** - Watts 1972-74
25/04/2009 **Peter Timothy HALES** - Mulcahy/Steevens 1964-66
27/04/2009 **Gareth CROUCH** - Arakan 1985-86
30/04/2009 **Robert Leslie (Bluey) GALLAGHER** - Baker 1960



New Members



May 2009

01/05/2009 **Michael STOWE** (REME) - Mulchay 1972-74

04/05/2009 **Charles Talbot CANNINGS** - Rowcroft 1969-71

09/05/2009 **Alan GREASLEY** - Mulcahy 1963-65

20/05/2009 **Alexander JAMIESON** - Gosport 1950-51

Photo Layout – Roll out Programme

The RAOC and REME Ex-Boys' Association and in particular George Tether, is delighted to announce that work is currently underway on a new improved and faster loading layout for our Photo Albums section; this follows a successful test run with a selected group of our members.

The idea behind this is that the new layout offers a better quality picture, easier navigation and much faster loading times than the present system.

Converting to the new system will be a long process involving quite a lot of time; the system George is using is known as Java-technology.

Several members of the RAOC and REME Ex-Boys' Association were asked a number of questions during the trial and below is a list of the questions asked: -

- | | |
|--|--------|
| 1. Can you see the albums | Yes/No |
| 2. Did you have problems loading.... | Yes/No |
| 3. Do you prefer the old system..... | Yes/No |
| 4. Would you prefer other colours..... | Yes/No |
| 5. Are the link-texts understandable.. | Yes/No |
| 6. Are the links working..... | Yes/No |

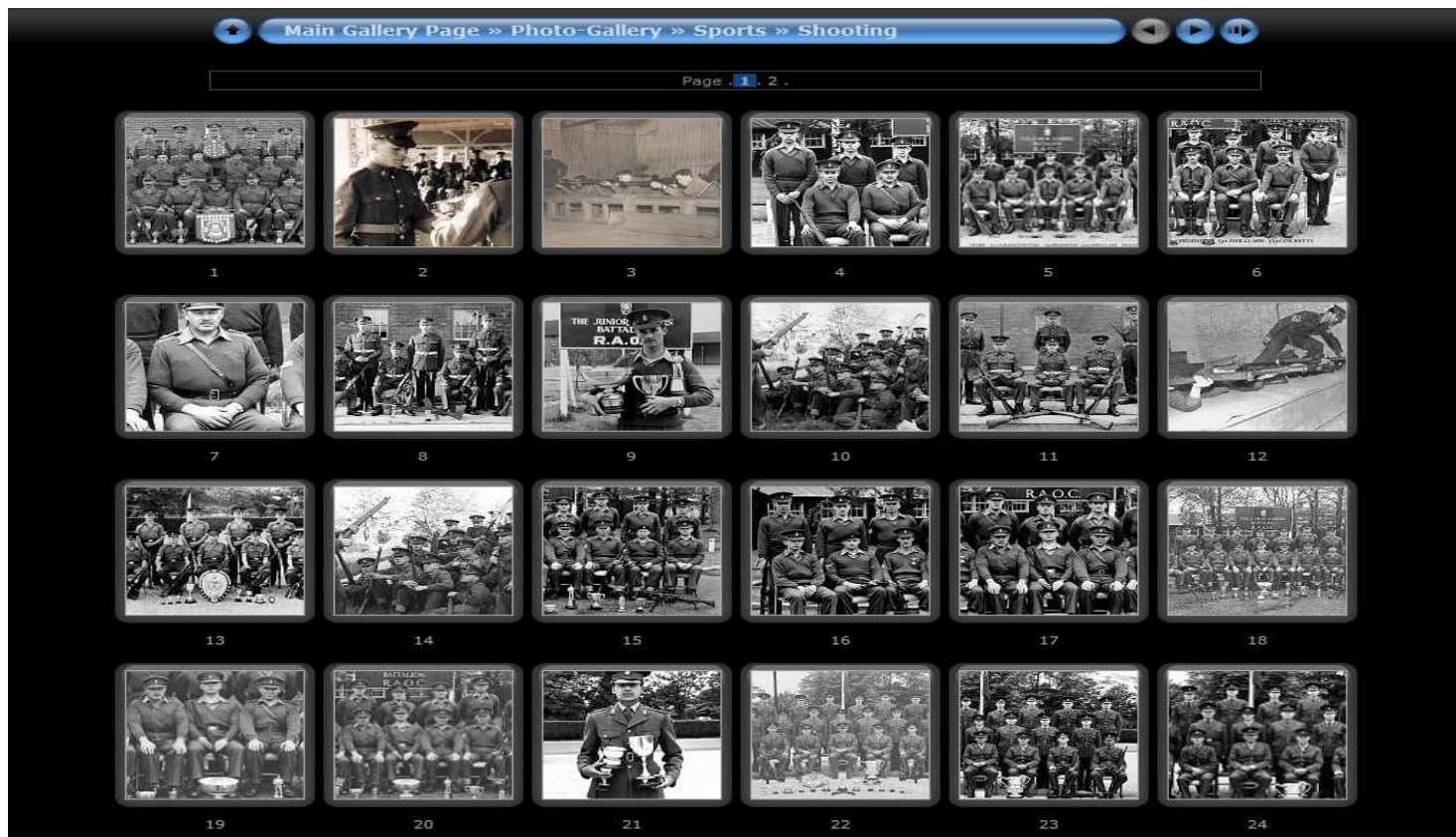
With a resounding yes, it has been decided to introduce this new Photo Layout over a number of months culminating in a complete change of format for the presentation of photographic archives.

Below are Screen Captures of the new Photo Album Layout with regards to the Sports Gallery and the 1930-1947 Album; at the time of publication of this Newsletter, George should have completed the 1948-1950 Album. Closely followed by the 1951 – 1954 Album, which I am sure avid readers of the Newsletter will appreciate, is a rather large one.







Comments about the new format were positive and reassuring an example being listed below: -



"I believe that the picture quality is much improved and the method of navigation much speedier. Both the links shown in your email worked for me. I appreciate the opportunity to be able to add my comments. A great improvement!" Bill A-M






⏪ [Main Gallery Page >> Photo-Gallery >> Sports >> Shooting](#) ⏩


Page .1. 2.
























Shooting Team 1956


Winners of: Army Boys' Challenge Cup
 Mulcahy Challenge Shield
 Sten Gun Challenge Cup
 Aldershot District Trophy
 Runners up R.A.O.C. Young Soldiers Challenge Cup.


Back:
 Terry Cook, Jim Campbell REME, Chris Clifton, Peter Roberts, J. Wilson REME, R. Harvey, Doug Simpson,

Centre:
 P. 'Tubby' Stephens, Pte. N. Long, Cpl. D. Goss, Pte. P. Hurst, Pte. J Walker (Ex Boy), Cpl. Terry Rankin, Ken Armstrong, Jim Singleton,

Front:
 Sgt. D. 'Jack' Day, Capt J. Dominy RAEC, C.S.M. F. 'Baggy' Hall, Major W.R. Eccles (C.O.), Capt B.M.P. Hubbard, S/Sgt. Ken Middleton, Sgt. J. Titmuss REME.

Donated by: Peter Roberts
 Photo-ID---> . SPSH0039.JPG







With an ever-expanding website and an increase in Association membership, it essential that we as an Association and as a Committee, meet this expansion head on, by improving the Photo Layout that allows for quicker and easier navigation, George has clearly met this objective. Watch this space!!

The 3rd Bi-Annual Reunion of the

RAOC and REME Ex-Boys' Association

Friday/Saturday 6/7th August 2010



This is an early warning Bugle Call for all members of the RAOC and REME Ex-Boys' Association to get their Annual Leave Passes ready and primed for the 3rd Bi-Annual Reunion which is to be held at the Holiday Inn, Coventry on 6/7th August 2010!

Located in the heart of England, the Holiday Inn Coventry (M6 J2) is a spacious purpose built hotel with air conditioning. The hotel is situated on the outskirts of the historic city of Coventry. It enjoys a prime location benefiting from the motorway networks of the M6, the M1 and the M69. The Holiday Inn Coventry is only a 30 minute drive from Birmingham Airport and a 20 minute drive from the Birmingham National Exhibition Centre (NEC).

The hotel is a perfect base for exploring Coventry and Warwickshire. Just a short drive from the hotel you can visit the historic castles of Kenilworth and Warwick, the stately homes and gardens at Stoneleigh Abbey and Coombe Abbey.

For the motor enthusiast, there is Silverstone and Mallory Park motor racing circuits, Coventry Transport Museum and the Heritage Motor Centre, all within easy reach. Back in the hotel after a day exploring, treat yourself in the Spirit Health Club with the heated Swimming Pool, before the 3rd Bi-Annual RAOC and REME Ex-Boys' Association Reunion!



Travel Information

Transportation to and from Hotel
Birmingham International Airport (BIR)

Distance: 19 Miles / 30.58 km South East to Hotel

Taxi Charge (one way): £30.00 (GBP)

Time by taxi: 30 - 40 mins

Train Charge (one way): £5.00 (GBP)

Time by train: 25 mins

Join M6 motorway at junction 2, exit junction 4, follow signs for airport

Coventry Airport (COV)

Distance: 7.5 Miles / 12.07 km

Taxi Charge (one way): £15.00 (GBP)

Time by Taxi: 15 mins

Follows B4082, on to the A46 and then onto A45

Train

Station Name: Coventry Train Station - Town Centre

Distance: 4.5 Miles / 7.24 km

Taxi Fee From Train Station: £10.00 (GBP)

Follow the signs for the A4600 towards the city centre, get onto the Ring Road and follow the signs for the Train Station



Holiday Inn
COVENTRY M6, Junction 2

HINCKLEY ROAD
COVENTRY

CV2 2HP

Hotel Front Desk: 44-0870-4009021 - Hotel/Fax: 44-24-76587404

RAOC Ex-Boys' Association Wall Plaques

Our Founder and Chairman has commissioned and secured a limited number of RAOC Wall Plaques. These quite superb quality wall shields are on sale for £20 plus £2.50 postage. If paying by PAYPAL, please add an additional £2.00 please to cover PAYPAL's fees.




These plaques can be obtained by contacting Brian Wild - Secretary and Treasurer - providing your name and address and a cheque for £22.50 made payable to: - **"Junior Leaders Bn RAOC"** For further details, please e-mail Brian at treasurer@juniorleadersraoc.co.uk

CD of Edinburgh Tattoo - For Sale

There is also a CD of the Edinburgh Tattoo of August 1961, £10 plus £2. Post and Packaging. If paid for by PAYPAL, please add an additional £2.00 to cover PAYPAL's fees – many thanks.

For further details, please e-mail Brian Wild at treasurer@juniorleadersraoc.co.uk



Further to the advert for the CD of the Edinburgh Tattoo of August 1961 and whilst on "scanning duty" for the Association, I noticed an interesting article which appeared in the Winter 1961 edition of the "The Thunderbolt". Which incidentally, is presently on line to download or view!



by CAPT. H. McCUTCHEON, R.A.O.C.



With the impressive background of a flood-lit castle and a host of performers in uniforms of all types and colours, the Edinburgh Military Tattoo is one of the finest military productions in the World. As a part of the renowned Edinburgh Festival it attracts spectators from all over the globe, all of whom are loud in their praises.

For the Tattoo of 1961 the Battalion was highly honoured to be asked to provide the Corps of Drums, and it was with some trepidation that we set off for Edinburgh early in August to start rehearsals. However, with a great deal of hard work on the part of Sgt. King and the members of the Corps of Drums, we finally achieved the high standard demanded by the Producer, Brigadier MacLean.

The Corps of Drums gave a display of playing and marching, the precision and snap of which gave rise to many favourable comments from performers and spectators alike.

In every one of the 29 performances the band kept up an extremely high standard and deserved every plaudit accorded them.

On Monday the 28th of August the salute was taken by Major-General Hildreth, Director of Ordnance Services, and he was extremely pleased with our performance. General Hildreth told the band how valuable their effort was both to the Battalion and the Corps, and prior to the performance he spoke to every single Junior Leader. We were all very proud to see our own Director take the salute. Also present on that evening were our own Commanding Officer, Lieut.-Colonel J. W. Harley-Peters, and Major P. R. Bomford, "B" Company Commander. Both were delighted with the performance, and perhaps a little surprised at the excellence of our own boys.

Apart from the Tattoo the Corps of Drums took part in two outside engagements. The first was the Edinburgh Horse Show and the second at the Princess Margaret Rose Hospital for Children. Here, in company with other Tattoo items, we took part in a miniature Tattoo and afterwards went around the beds with sweets, ice-cream, and toys. This was one extra performance which no-one minded doing.

On one of the free days, 24 of the Corps of Drums went on a steamer trip from Craigendoren and visited some of the West Coast

resorts and the Western Islands. This trip was both pleasant and instructive and luckily was blessed with fairly good weather.

On the two occasions when the Tattoo was televised our item came out very effectively and was seen by a great number of friends and relations.

After the last performance it was a weary but well satisfied band who heaved sighs of relief that it was all over. Although it was hard



Performing at Edinburgh under Sgt. King and Drum-Major George.

work it was an experience worth having and it will provide a topic of conversation for some time to come.

Despite the fact that everyone worked hard and gave of his best it is only fair to mention our key men. Sgt. King was untiring and patient (sometimes!). To him goes much of the credit for the standard achieved. Jnr. Pte. Ince was a tower of strength and received many compliments on his playing, and Jnr. L/Cpl. George, the drum-major, was complimented often on his bearing and smartness.

Overall we had a successful and well worthwhile time. The Battalion can well be proud of the contribution made to its reputation in Scotland.

Whatever you do

Don't miss **SOLDIER**

THE BRITISH ARMY MAGAZINE

It's only 9d. a copy

WHY NOT SEND IT HOME ?

FEATURES

PHOTOGRAPHS

CARTOONS

SPORT



Edinburgh Tattoo - 2009



Edinburgh Tattoo - 7th - 29th August 2009

For your information, I thought members of the Ex-Boys' Association may be interested to know that in 2009, the Edinburgh Tattoo sees Scotland's colourful military musical spectacular celebrate its 60th season!

A cosmopolitan cast of top-class talent will be present, including highlights such as the world-famous Massed Pipes & Drums, the Massed Bands of The Royal Air Force, Switzerland's Top Secret Drum Corps, along with highland dancing, the Band of the Royal Regiment of Scotland, the traditional haunting notes of the Lone Piper and in their first Tattoo appearance, the Central Band of the Swiss Army.

Full details are available on-line at www.edintattoo.co.uk

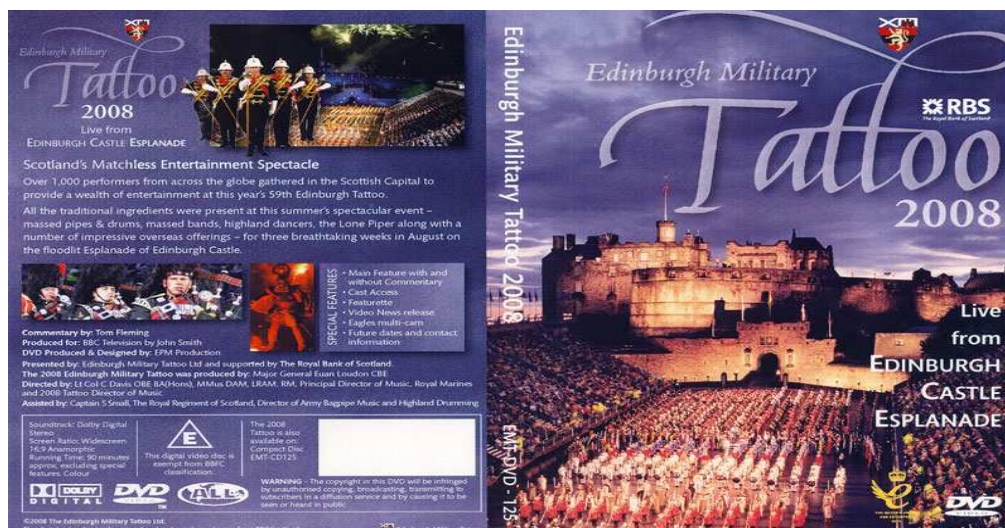
2008 Edinburgh Military Tattoo DVD

The 59th (2008) Tattoo celebrated the centenary of the Territorial Army and is packed full of local and overseas acts.

Recorded live from the Edinburgh Castle Esplanade, this DVD features the entire 2008 Tattoo and a selection of special extras.

This new, all-region DVD features the full 90-minute show, plus behind-the-scenes extras.

Plays in any country! The perfect Gift!



General Information

There are now quite a few new web sites that have information associated with the RAOC and the REME. Additionally, there are many ex-boys and permanent staff from the RAOC and REME that do not know of these different sites or whom do not use a computer.

If you know anyone who is an ex-Boy or Junior Leader or perhaps an ex-member of the Permanent Staff, then please try and pass them on any information to assist our organisation to grow and expand our site and find a venue for them to meet up with old friends and former colleagues.

If on browsing the site you recognise any faces in the photographs or perhaps there is a mistake in a location or name of an individual, please feel free to inform the site administrator so that we can update the information pertaining to them, and we can pass you on their E-mail address. Additionally, if you can remember any names and dates of people who served with you, we would also like this information to complete the roles for historical purposes.

If you have any recommendations to improve the Website or this Newsletter, please feel free to provide your ideas for consideration via www.juniorleadersraoc.co.uk

RAOC on Line



The Aim of **RAOC on Line** Forum is to foster comradeship between those who served in the Royal Army Ordnance Corps of all ranks, trades, ages and gender; including those former RAOC Members still serving.

RAOC on Line forum is **FREE** for all to view and only requires a simple on-line **FREE** registration to enable you to reply to or post new messages.

The **RAOC on Line** Fellowship Branch of the RAOC Association exists for former RAOC to interact beyond the Forum

If you are not already a member, perhaps you should consider **RAOC on Line** who will put you in touch with the nearest Branch of the RAOC Association and perhaps former comrades in the Royal Army Ordnance Corps.

Ex- Boys' Association Newsletter

If any member would like to submit articles for inclusion - for example, a book review or anything connected with the **RAOC** and **REME**, in particular Boys Service - into the next Edition of the Ex-Boys' Association Newsletter - please contact in the first instance

Adrian Hayward-Wills

Alamein Platoon (RAOC)

1981 – 1982





HONOURING BRITAIN'S ARMED FORCES, PAST, PRESENT AND FUTURE

Armed Forces Day honours the outstanding contribution made by current members of the Armed Forces and by veterans of all ages. Held on the 27 June, the day will be an opportunity for us all to join together to pay tribute to our Armed Forces past, present and future. On the day itself, and in the weeks leading up to it, events will take place across the country, ranging from national and regional celebrations, to dozens of local events organised by councils, ex-Service organisations, community groups and schools.

The Historic Dockyard Chatham has won the competition to host the first national Armed Forces Day event on 27 June 2009, which will be complemented by hundreds of events in towns and cities across the UK. The Dockyard is set in the heart of an area rich in military and Defence history.

Tens of thousands of Service men and women have served, passed though, or retired here, or as civilians have worked for the Royal Navy in the Royal Dockyard or for other naval establishments on the Medway. The focus of Armed Forces Day is on celebrating both the past and the continuing contributions of our Armed Forces and veterans. The intention is that Armed Forces Day will become as familiar and respected as Remembrance Sunday, which remembers and honours those who died serving their country.

John Hutton, Secretary of State for Defence has said:-

"Members of the Armed Forces and veterans are of all ages and backgrounds, reflecting the diverse nature of Britain today. Current members of the Armed Forces show professionalism and dedication both at home and abroad, often working in the most challenging of circumstances. Veterans have honoured their commitment to defend our country's interests in Service, and are now valuable members of their local communities. With the establishment of Armed Forces Day, the 27 June is a chance to honour the achievements of the Armed Forces yesterday and today."

From this year on, **Armed Forces Day** will be held annually on the 27th June, providing the nation with a dedicated day where people can come together to show their appreciation and support of the Armed Forces. The Ministry of Defence (MoD) is allocating £400,000 towards the cost of Armed Forces Day – **wow!**

Chatham's Historic Dockyard is an 80-acre site on the River Medway that has played a vital role in the history of the Royal Navy for over 400 years. From the Spanish Armada to The Falklands War, ships have been built, repaired and manned from Chatham, including world-famous vessels such as HMS Victory!



Service personnel of the past, present and future launch Armed Forces Day in front of HMS Gannet in the Historic Dockyard at Chatham. National Armed Forces Day will be held on 27 June 2009 and the Historic Dockyard Chatham has been selected to host the main event which will be complemented by hundreds of smaller events in towns and cities across the UK.



Members of the Ex-Boys' Association may wish to know of an organisation by the name of the Armed Forces Pension Group. Below are the details of this organisation - *it may affect you*. They can be contacted at the following:- www.afpg.info/index.html

Statement of Intent

Their aim is to secure pensions or compensation in lieu, for former regular members of the armed forces who served for fewer than 22 years at any time from 1949 to April 1975 and who were discharged before 5th April 1975. They ask Her Majesty's Government for pension rights or compensation, based on years of service and related, pro rata, to pensions received by contemporaries who completed 22 years of service.

Membership

Membership of the Armed Forces Pension Group is open to all ex-servicemen and women who served for three years or more but less than 22 years, and were discharged prior to 5th April 1975. To apply, forward your full name and address for receipt of a membership application form.

AFPG History

In the mid 1990's, a group of 20 civil servants in Cheltenham who had served in the armed forces for fewer than 22 years decided the government's policy not to acknowledge time served in the armed forces before 1975 for pension purposes was not only morally wrong but also wrong in law. Holly Richmond, a solicitor based in Keynsham, Bristol, shared that view and agreed to act as the group's legal advisor.

By 1999, the membership of the group had grown to comprise several hundred armed forces veterans nation-wide who felt aggrieved by their lack of pension rights.. The members subscribed equally to cover administration and legal costs. As word spread by word of mouth and media coverage, the group's numbers increased rapidly to more than 3,000 and membership was now world-wide. In 2003, it was the legal adviser's opinion that the time was right to challenge the Government in the High Court. The government vigorously defended the action but conceded that service pay before 1975 was adjusted downwards in comparison with notional civilian equivalents to cover benefits deemed to be enjoyed by armed forces personnel. The Government insisted then, and still maintains, that this abatement of service pay was not made specifically to account for pension rights but has not shown convincing evidence to support this position.

The Government argued that the AFPG was "*out of time*" and the High Court Judge upheld this but gave leave for the AFPG members to appeal if they wished to pursue their case. The AFPG decided to appeal but three High Court Judges ruled that there were no grounds for a hearing. Undeterred by these events, the AFPG members then took their appeal to the House of Lords but it was once more turned down. It was at this juncture, with a depleted membership of less than 2,000, that the legal advisor suggested that the group be reformed as a Company with Limited Liability. A vote taken at an Extraordinary General Meeting in February 2004 carried that motion. AFPG Ltd was established in June 2004 and directors were appointed. The Chairman of AFPG Ltd subsequently requested the former AFPG membership to provide relevant personal data to the new company.

The first priority for AFPG Ltd was to take the case to the European Court of Human Rights, pleading a right to be heard in the British High Court. It was a widely held belief that the government of the day would wish to avoid a defence of its position and would settle out of court. In particular, if the case had been defended in the High Court, the Crown would have had to produce evidence that the abatement of service pay was not made to cover pension benefits. For further appropriate information, please visit their website details above.



RAOC Association

In 2007, the RAOC Charitable Trust converged with The RLC Association Trust and RAOC funds were transferred to the RLC. These funds and those of the RPC, ACC and RLC are invested as a long term reserve.

Income from the RLC Days Pay Scheme supports benevolence, fraternity activity and administration of the Forming Corps Associations, managed by the RLC RHQ Secretariat.

The RAOC continues to maintain two committees; the RAOC Council which replaced the Board of Trustees, and the RAOC Association which continues to function as before.

The Association aims to create and cherish comradeship, foster the interests of members and their families, look after those who suffer hardship by maintaining contact with members and the appropriate welfare agencies, which includes; SAAFA, the British Legion, RLC Benevolence and the Army Benevolent Fund.

Regular meetings, social events and the twice yearly RAOC Gazette provide the means for all members to contribute to the successful achievement of these aims.

The Association has 21 Branches with approximately 2500 members. There are 15 regional branches which cover the following areas: Ashchurch, Berks/Hants/Surrey, Bicester, Birmingham, Chilwell/East Midlands, Corsham/Bristol, East Anglia, Isle of Wight, Kington/Didcot, London, Merseyside, Newcastle, Salisbury, Scotland and York.

In addition to these local branches there are a further 6 branches with country wide membership; RD & MTI, RAOC On Line, Golf Society, Rugby Football, TA and the Vehicle Specialist Fellowship.

All these branches run their own social gatherings while there are two main events each year which are organised centrally: the Association Reunion, AGM and Dinner in April, and Corps Sunday in July.

Membership is open to all personnel of the Regular and Territorial Army who served in the RAOC, RASC/RCT, RPC, ACC and RLC. Former members of the ATS and WRAC who served with the RAOC will also be most welcome to join. Membership fees vary and are paid to the branches.

The RAOC Officers' Club, which remains independent of the RLC, has 750 members and holds its AGM and Dinner in October each year, membership costs £5.00 per year.

Two RAOC Gazettes are published each year and delivered to members of the Association and the Officers' Club. The Gazette includes the dates and applications for attendance at the RAOC social events organised by the RAOC Secretary and RHQ The RLC.

If you would like further information please contact the RAOC Secretary

Dettingen House
The Princess Royal Barracks
Deepcut
Surrey
GU16 6RW

Telephone: 01252 833376

Email: raocassociation@rhqtherlc.org.uk



Newsletter General

A new regular section to the Ex-Boys' Association Newsletter is the Book Review.

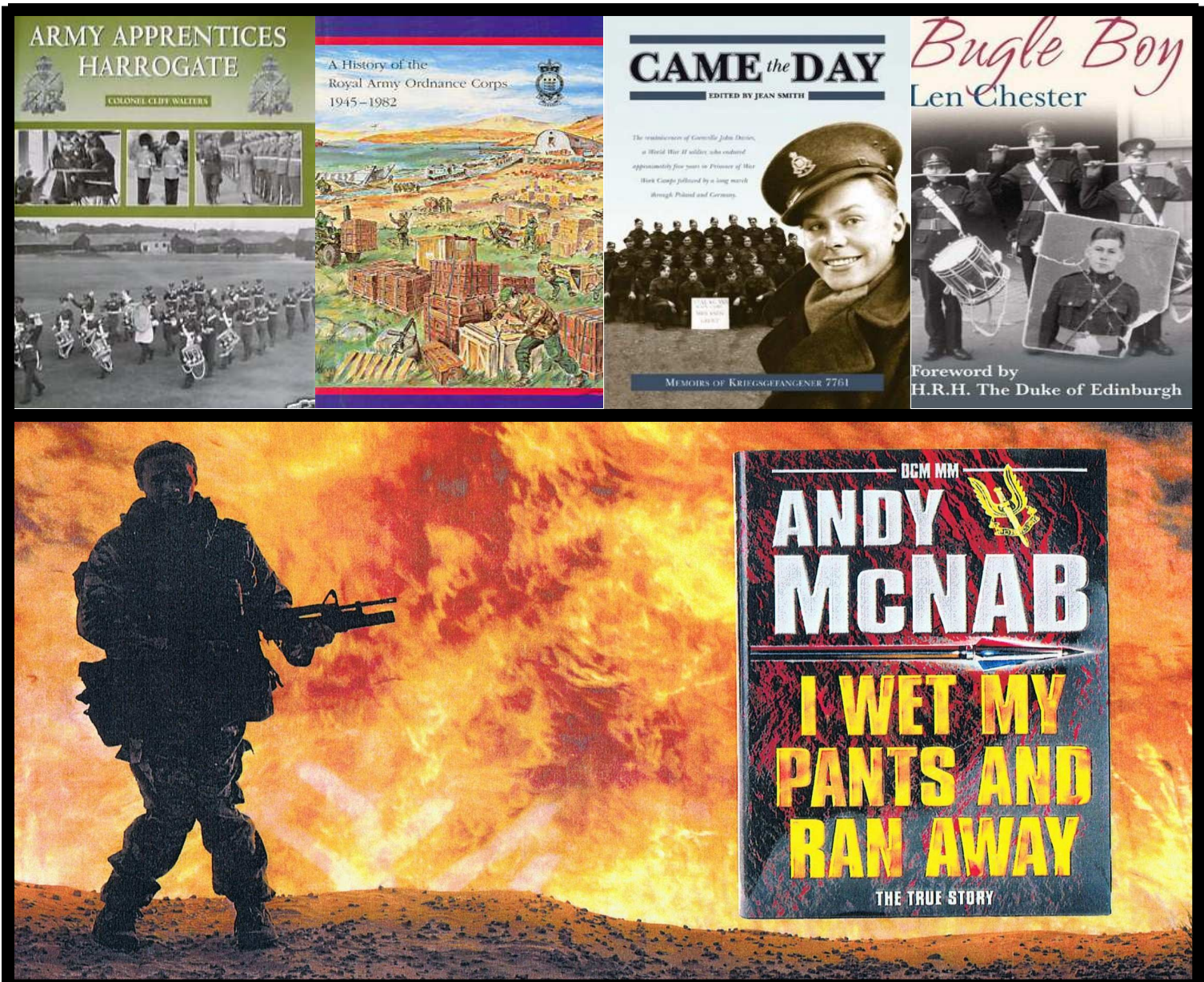
This new section entitled "Book Review" will include reviews on relevant RAOC and REME books, both recently published and out-of-print books and perhaps members' own books that they have written and would like to be given a wider audience. Furthermore, this new section will include a review on one of the subjects covered in the Newsletter. For example, there is an article on RAOC and REME Car Badges in this particular Newsletter and I have managed to source a book on Car Badges!

Should any of our members have an RAOC or REME associated book that they would like to do a review on, feel free to contact me at ade.wills@juniorleadersraoc.co.uk

I have included a number of useful pieces of information on the book, which include the following: -

- **Hardcover/paperback**
- **Publisher details**
- **Language details**
- **ISBN details**
- **Book Dimensions details**

Future books for review in the Ex-Boys' Association Newsletter include the following books - [apart from the SAS one!!!!](#)



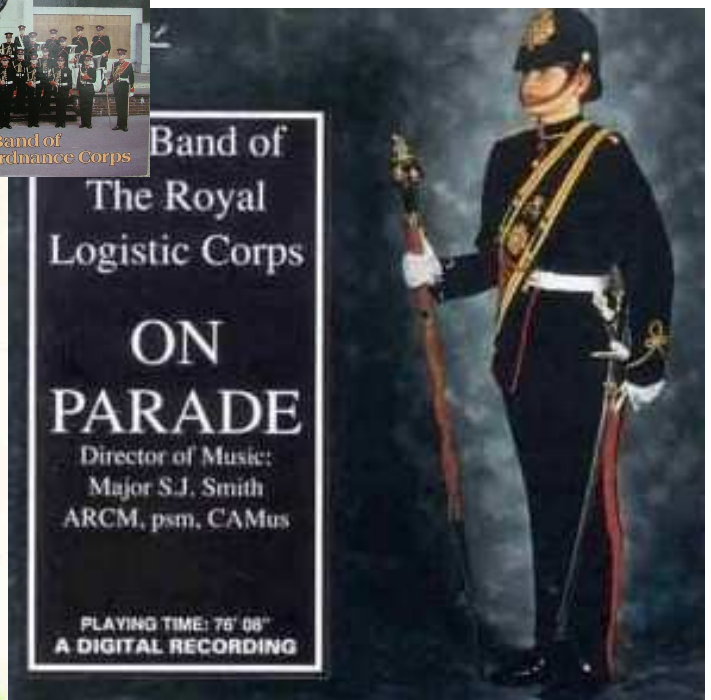

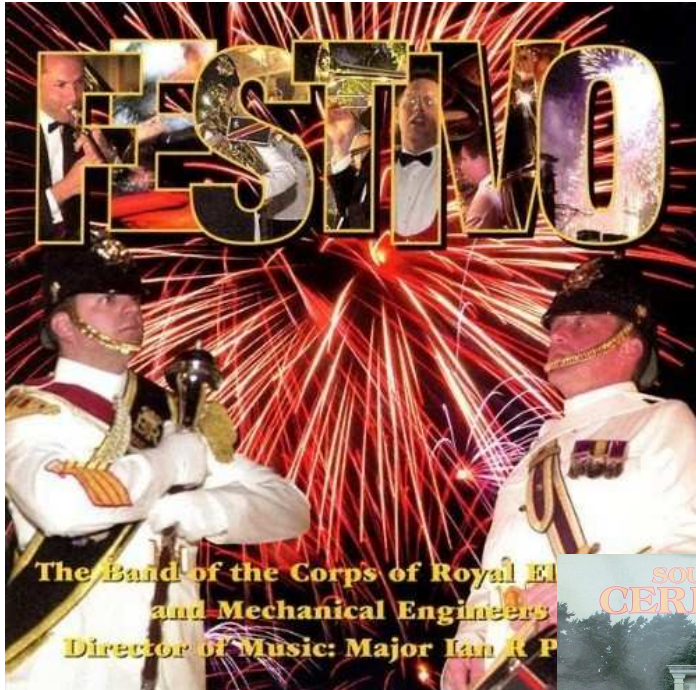
Newsletter General

Another new regular section to welcome to the Ex-Boys' Association Newsletter, is the Music Review.

This new section surprisingly entitled the “[Music Review](#)” will include reviews on relevant RAOC and REME staff band music, both recently published and out-of-print records and CDs and there will also be a review on other military music – **wow!**

Furthermore, there will be reviews on the music of the Royal Logistic Corps!

Future reviews in the Ex-Boys' Association Newsletter include the following music either on CD or the traditional vinyl LP.



Should any of our members have an RAOC or REME associated music LP/CD that they would like to do a review on, please feel free to contact me at ade.wills@juniorleadersraoc.co.uk

Royal Electrical and Mechanical Engineers - Museum of Technology



The last Newsletter ([Winter 2008 Issue 10](#)) covered the RAOC/RLC Museum at Deepcut Camberley; this particular edition now covers the REME Museum.

South of Reading in rural Berkshire, the REME Museum of Technology sits in its own grounds and comprises of three buildings. The Entrance is in a reconstructed National Service Guardroom, housing a shop and cafe which leads through to the interactive 1950's Guardroom display.

The attached main museum has displays which include REME's medal room, the REME Corps' history of trades, training and deployment, the REME Archives and the 'Armourers Hall' weapons display.

The spacious Prince Philip Vehicle Exhibition Hall displays 20 REME specialist vehicles and a helicopter; some are set in their theatre of operation. Outdoors, the hard standing provides for an ever-changing vehicle display. In spring 2006 they opened The 'Armourers Hall' a display of small arms from the Weapons Collection showing the evolving technology from gunpowder to machine guns.

In spring 2007, they opened a permanent display of Telecommunications Equipment in the British Army from wartime radios through to Larkspur and Clansman Range and REME's role in their maintenance and repair.

Collections Description

The museum collection shows military technological development as used by the Corps of Royal Electrical and Mechanical Engineers (REME) in maintaining and repairing the Army's equipment since 1942. The Corps of REME is responsible for recovering, repairing and maintaining the equipment of the British Army.

This includes their vehicles (armed and unarmed), aircraft, radar, control and firing equipment, optics, medical and dental, electronics and diagnostic testing equipment. Exhibits contrast the vehicles of 1942 with today's equivalent the Scammell Pioneer and the Challenger Armoured Recovery Vehicle.

The REME medals collection illustrate REME Tradesmen's skills in the field and their gallantry. The uniforms, models and dioramas, radar, telecommunications and weapons show the developing trades and training of REME Craftsmen. The Corps Documentary, Technical and Pictorial Archives cover all areas of REME life and work and are available to researchers by booking in advance. Reserve collections are available by booking in advance.

REME Museum, Isaac Newton Road, Arborfield, Berkshire RG2 9NJ

E-mail Enquiries or telephone:- 0118 - 976 3375 for further information



“TRAINS THAT CARRIED THE NAME”



By

Peter Fellowes



Introduction

I recently had some time to spare and so took the opportunity to read the recent Ex-Boys' Association Newsletter. One of the items in the newsletter that caught my eye mentioned that someone had spotted that a locomotive had carried the name of our Corps and the Editor, Adrian Hayward-Wills, asked if anyone knew about it.

In a moment of madness and going against all good military principles that you should never volunteer, I e-mailed Adrian and admitted to him that I claimed to be the resident 'Train Spotter' from [RAOConLine](#) and I did know something about the subject and would he like me to write a short article, this then is the result.

Background

There have over time been three different locomotives that have carried the name of our Corps. The naming of locomotives in general is not a recent event, in fact it goes all the way back to some of the very first locomotives, but perhaps a brief background introduction to locomotive beginnings might be a help to set the scene.

The first successful locomotives were built by a Cornish inventor Richard Trevithick. In 1804 his unnamed steam locomotive hauled a train along the tramway of the Penrydarren Ironworks, near Merthyr Tydfil in Wales. Although the locomotive hauled a train of 10 tons of iron and 70 passengers in five wagons over nine miles, it was too heavy for the cast iron rails used at the time.

The locomotive only ran three trips before it was abandoned. Trevithick then built a series of locomotives after the Penrydarren experiment, including one which ran at a colliery in Tyneside where it was seen by the young George Stephenson.

The first commercially successful steam locomotive was Matthew Murray's rack locomotive, 'The Salamanca' built for the narrow gauge Middleton Railway in 1812. This was followed in 1813 by the 'Puffing Billy' built by Christopher Blackett and William Hedley for the Wylam Colliery Railway, the first successful locomotive running by adhesion only. 'Puffing Billy' is now on display in the Science Museum in London, the oldest locomotive in existence.

In 1814, George Stephenson inspired by the early locomotives of Trevithick and Hedley, persuaded the manager of the Killingworth Colliery where he worked, to allow him to build a steam-powered machine. He built the 'Blucher', one of the first successful flanged-wheel adhesion locomotives.

Stephenson played a pivotal role in the development and widespread adoption of steam locomotives. His designs improved on the work of the early pioneers. In 1825 he built the 'Locomotion' for the Stockton and Darlington Railway which became the first public steam railway. In 1829 he built 'Rocket' which was entered into and won the Rainhill Trials. This success led to Stephenson establishing his company as the pre-eminent builder of steam locomotives used on railways in the United Kingdom.

So as may be seen at least as far back as 1812 with Murray's 'Salamanca', Blackett and Hedley with 'Puffing Billy', Stephenson with 'Blucher', 'Locomotion' and perhaps the most well known 'Rocket' there has from time to time been a habit to name locomotives.

The Steam Era

The first locomotive to carry the name of our Corps was a London Midland and Scottish Railways 'Patriot' Class of steam locomotive Number 5949 [which was re-numbered post 1934 in the British Railways new numbering system to 45505]. The Patriots were a strange breed of engine in that they were not originally purpose designed.

The class started out with two engines being built in 1930 from parts of and being modified from two other earlier designs, they were built on the chassis of the Royal Scot [another LMS engine first introduced in 1927] and had the boilers and running gear from the Claughton Class, a large 4-6-0 passenger express first introduced in 1913 by the London and North Western Railway [later to become part of the LMS in 1923] and they earned themselves the nickname of 'Baby Scots'. There were to be a total of 52 built in all between 1930 and 1934 and they were all used as passenger express traffic.

Though not strictly a single engine design but a combination of two others, after the first two were built in 1930 the pretence that the 'Patriots' were re-builds soon disappeared and the last ten of the class built [numbers 5542 to 5551] were regarded by LMS to be new builds. The class were considered to be a success always displaying consistently good performance.

No major alterations were considered to the build standard and the whole of the 'Patriot' class were withdrawn over a two year period from 1960 to 62 having all covered around 1.3 million rail miles each, the last two to be withdrawn from mainline service were 45543 and 45550.



Patriot Class No 45505 Royal Army Ordnance Corps at Ilkley 15th May 1955

All the 'Patriots' were painted at first in the LMS crimson lake livery with pale yellow and black lining and carried the LMS lettering on the tenders. From 1946 onwards most were repainted in the LMS lined black with straw and maroon lining. With the introduction of nationalisation and the coming of British Railways they were repainted at first in the BR standard brunswick green with orange and black lining with the 'BR Lion and Wheel' logo or later the 'BR Crest' on the tenders.

Of the 52 'Patriot' class of engine built a total of 46 were named, of those 11 carried a name with a military connection 2 carried the names of Victoria Cross winners and 33 carried names of places or individuals with a railway connection.

Engine number 5949 [45505 after British Rail] Royal Army Ordnance Corps was built at Crewe in August 1932, named sometime during 1947 and was withdrawn from mainline service in June 1962.

The Coming of the Diesels

In 1957, the British Transport Commission ordered 126 'Peak Type 4' locomotives for a new construction class [later to be known as Class 45] the Pre TOPS number range to run from D11 to D137 and these were to become the production line version of the Class 44's but with a higher rated Sulzer engine. These were fitted with a Sulzer 2,500hp power unit and were assembled at either BR Works Derby or BR Works Crewe. Deliveries ran from 1960 till 1962 with locomotives allocated to the Midland and Eastern Regions.

Originally all were fitted with steam heat equipment, but by the early 1970's after British Rail decided to opt for electric train heating, a batch of 50 Class 45 were modified at the [then] BREL Works in Derby to provide electric train heating, at the same time the steam heat boilers were removed. Under the TOPS classification system locomotives which retained steam heating [77 in total] were classified as Class 45/0 while the electric heating supply fitted locomotives became Class 45/1.



Class 45112 Royal Army Ordnance Corps at Bromsgrove 27th January 2007

The Royal Army Ordnance Corps was built in 1962 at the British Rail Derby Locomotive Works and was originally numbered D 61 and became reclassified into sub class 45/1 [electric heating] with the TOPS numbering system 45112. She spent most of her working life attached to a variety of LMS Depots. It was named at Derby Works on the 14th September 1965. It was transferred to Tinsley during November 1986 and remained in mainline service until the 7th May 1987.



Class 45112 Nameplate

The main stamping ground for the Class 45's was always on the Midland route from London St. Pancras to Derby, Sheffield and Nottingham but it was not uncommon to find class 45 'Peaks' in the North East and North West working both passenger and freight duties. The class also ventured far away to the West Country, primarily on Cross Country passenger and long distance freight services.

The class was progressively withdrawn in the 1980's; the last members of the class being withdrawn from Tinsley by 1989 mainly following the introduction of the Class 43 HST. Thankfully twelve Class 45's have been preserved and are in private hands:

- 45015** - Currently awaiting restoration at the Battlefield Railway.
- 45051** - In Operational Condition at the Midland Railway Butterley.
- 45060** - Stored serviceable at Barrow Hill Roundhouse.
- 45105** - Under restoration at Barrow Hill Roundhouse.
- 45108** - Stored at The Midland Railway Centre Butterley awaiting restoration.
- 45112** - In operational condition at Barrow Hill. Awaiting OTDA Fitment.
- 45118** - In operational condition at the Northampton & Lamport Railway.
- 45125** - In operational condition at the Great Central Railway.
- 45132** - Under overhaul at the Mid-Hants Railway.
- 45133** - Under repair at the Midland Railway Butterley.
- 45135** - In operational condition at the East Lancashire Railway.
- 45149** - Under restoration at the Gloucester Warwickshire Railway.



Class 45112 Royal Army Ordnance Corps at Barrow Hill Derbyshire

However, of those only one Class 45/1 45112 The Royal Army Ordnance Corps was certified under the Cotswold banner to operate on the mainline. Since the original preservation of 45112 ownership has changed hands and the locomotive is now owned by Mr. Martin Sargeant and is currently located at Barrow Hill Engine Shed in Derbyshire the locomotive is now no longer operationally permitted to work on the mainline due to it not being fitted with the now mandatory On Train Data Recorder [OTDA] which is the railway version of an aircraft 'Black Box'. I have recently spoken to Martin Sargeant and he tells me that he fully intends to fit the equipment when time and finance permits allowing the locomotive to return to mainline workings. However it is still permitted to run without OTDA on the many preserved steam railways around the country. The third and last engine [chronologically] to bear the Corps name is that of a Class 47 number 47972

Class 47 locomotives were built in a variety of versions and each version became a sub class in its own right. Sub class 0 had a steam heating system, sub class 3 had no heating capability at all, sub class 4 had electric heating systems, sub class 7 were for push pull operations mainly around the Glasgow region and were up rated to 100mph and sub class 9 were used for Departmental work. The class 47 with its entire sub classes have been the largest single class of locomotive designed and made for the British locomotive market, over 600 engines were manufactured and there has not been a class before it or since that has made that many.

Locomotive number 47972 was built at the BR Works Crewe in December 1964 as part of a production lot of 400, she carried the Pre TOPS number of D1646 and was taken into traffic on the 31st January 1965 painted in the old BR Green livery with at first yellow front warning panels but later with a change in safety regulations the yellow warning panels were repainted to become a whole yellow front end wrap around. As part of the TOPS numbering system she was at first allocated the number of 47062 as part of sub class 0 with steam heating as a paper transaction only but never carried that number in traffic and a new number of 47545 [extended sub class 4 electric heating] was allocated on the 28th November 1974 by which time she was then re-painted into the new standard BR Blue livery with the twin opposite pointing large white arrow logo on the sides.



Class 47545 in BR Blue Livery.

She carried this number until September 1988 during which time she was based in a variety of locations from Carlisle to Bristol to Crewe. On the 14th September 1988 she was chartered out to Derby Research and Departmental and though she still carried the BR blue with large white arrow logo she was renumbered to 97545 in line with all Derby Research and Departmental locomotives sub class starting 97xxx.

On the 29 July 1989 she was returned from Derby back to BR Mainline operations and she was renumbered back into the class 47 series for the final time to 47972, [sub class 9] and during this reincarnation she was treated mainly as a pool locomotive for departmental employment. On the 26th February 1993 whilst based as a pool locomotive for Central Services Departmental Research at Bescot she was repainted from the standard Dark BR Blue with large white arrow logo into the Technical Service livery of lower half grey upper half maroon, yellow ends and grey roof.

It was wearing this livery that at Kington on the 26 February 1993 the DGOS Major General D F Botting RAOC named her The Royal Army Ordnance Corps. She then continued to work mainline with a mixture of freight and pool work until in September 1999 and whilst based as a stored locomotive for stores or parts recovery by EWS she had her nameplate withdrawn.



Class 47972 Royal Army Ordnance Corps after naming at Kington



Class 47972 Nameplate.

She remained in store at various locations until being withdrawn from mainline service during April 2000. However a brief reinstatement to mainline service came in December 2001 when she changed ownership from EWS to Fragonset Rail and was transferred back to Derby where she continued for another six years working mainline freight until finally being withdrawn from service for the final time in August 2007 and her end came in November 2007 when she was deregistered and scrapped.



Class 47972 waiting to be scrapped in 2007.



There are two interesting postscripts to this article

[1] You will have seen that Class 47 47972 was named Royal Army Ordnance Corps by the then DGOS Major General D F Botting at Kineton on the 26 February 1993 only 39 days before the Corps ceased to exist and it became one of the forming Corps for the Royal Logistic Corps that came into being on the 5 April 1993. Interesting then that only 51 days after the Royal Logistic Corps had been formed that on the 26 May 1993 at Bicester Major General D Burden as Director General of the RLC named another Class 47 47568 Royal Logistic Corps Postal and Courier Services to reflect the part the Royal Engineers Postal and Courier Services had taken in disbanding from control of the Royal Engineers and becoming part of the RLC. This engine had previously carried the name plate Royal Engineers Postal and Courier. The RLC Postal and Courier Services name plate was removed from 47568 in October 1995.

[2] There has been much news of late about the building from scratch of the first mainline operational steam engine for over 40 years the Peppercorn Class A1 Pacific named Tornado. This undertaking was brought about by a dedicated A1 Peppercorn Trust set up to manage and finance the building over many years of the new engine. It seems then that the LMS Patriot Class are not to be forgotten either. The LMS Patriot Project has been set up to replicate the objectives of the A1 Peppercorn Trust and build from scratch a new Patriot Class Steam Locomotive. The stated aims of the Patriot project are:-

[a] To build a new Patriot Class Steam Locomotive to the original Sir Henry Fowler design capable of running on the mainline.

[b] To name the new engine 'The Unknown Warrior'.

[c] To be complete in time for the 100th Anniversary of the Armistice of the First World War in 2018.

So perhaps by 2018, if all goes well, we might see another Patriot Class locomotive [the first class of engine to carry the Corps name] running on the mainline again some 56 years or so after the last of the original class were withdrawn from mainline service and scrapped.



Picture Credits and Acknowledgements

I would like to thank many people for their help time and most of all their patience in helping me to compile this article: Tim Warner at the Embsay and Bolton Abbey Steam Railway, Tim Farmer at Preserved Diesels and Brian Daniels for the Class 47 pictures and for not laughing at me when I asked him a question about renumbering to Class 97xxx for departmental running, something that I should and did know about but I was on an off day and the brain was in neutral.

Separate credits and rightly so, for being allowed to copy and reproduce the pictures in this article, my thanks to all.

Patriot Class 45505 Copyright F.W. Smith Embsay and Bolton Abbey Steam Railway

Class 45112 at Bromsgrove Copyright Paul Waring

Class 45112 Nameplate Copyright John Turner

Class 45112 at Barrow Hill Copyright Paul Sumptur

Class 47545 in BR Blue Copyright Paul Appleby

All pictures of Class 47972 Copyright Brian Daniels.

End

“Comments from Association Members most welcome (you know who you are!) However, photographs would be better!”



PINK-HAIR BAN—BY THE CO

By NICK DAVIES

IT was all the rage among the Army-camp boys . . . the Pink Champagne hair-do.

But yesterday the 400 boys, at a Royal Army Ordnance Corps "Junior Leaders" battalion, were told: **DON'T** dye your hair!

The craze swept through the camp, at Blackdown, near Aldershot. Hanta, after two 17-year-old corporals who play in a dance band gave their hair a 48.1d colour-rinse.

The label said "Pink Champagne." And Pink Champagne it was — for those two.

But one of them, Corporal Barry Walker, said yesterday:

"Other lads who tried to copy us didn't have the same success.

"One turned out white.

Another one got blond streaks. Another one went ginger."

Walker added: "About seven chaps dyed their hair. But I know a lot more were planning to."

Then came yesterday's order to the boys — aged fifteen to eighteen in the Junior Leaders Battalion:

DISCIPLINE. Charge of appearance.

A number of Junior Leaders have changed the colour of their hair. This is not allowed. Disciplinary action will be taken against future offenders.

The boys' company com-

mander, Major Timothy Healey, said:

"We cannot possibly have hundreds of boys dyeing their hair various colours."

Rinse

"Their identity-card photographs would have to be changed whenever they had a new rinse."

What about the boys who have already dyed their hair?

They'll just be told to let it grow out,





RAOC Apprentice College Snare Drum

By

By Adrian "HW" Hayward-Wills



The main instrument of any "Corps of Drums" is the Side/Snare drum. Below is an article of one such snare drum used extensively in the late seventies and early eighties at the RAOC Apprentice College. Originally, these snare drums were originally in a rope-tension design with wide wooden hoops and a wooden shell with an animal skin head. In the British Army, this model has been continuously upgraded, with the inclusion of snares, a metal rod-tension and plastic heads.

The snare drum is a drum with strands of snares made of curled metal wire, metal cable, plastic cable or gut cords stretched across the a drumhead, typically the bottom. Pipe and tabor and some military snare drums often have a second set of snares on the bottom (internal) side of the top (batter) head to make a "brighter" sound. Most snare drums are constructed in plies that are heat - and compression - molded into a cylinder. Steam-bent shells consist of one ply of wood that is gradually rounded into a cylinder and glued at one seam.

Reinforcement hoops are generally needed on the inside surface of the drum to keep it perfectly round. Segment shells are made of multiple stacks of segmented wood rings. The segments are glued together and rounded out by a lathe. Similarly, stave shells are constructed of vertically glued pieces of wood into a cylinder (much like a barrel) that is also rounded out by a lathe. Solid shells are constructed of one solid piece of hollowed wood.

Interestingly enough, the current British Army's 97s Pattern Side Drum, now has nylon hoops! The Side Drum/Snare Drum was increasingly decorated throughout the 19th century until it bore the fully embellished Regimental Colours of the battalion; including its Battle Honours such a regiments drums, are often afforded respect.



This particular Premier Snare Drum is now owned by Adrian Hayward-Wills and was on display at the 2008 Annual Reunion in Coventry and was refurbished under the close instructions and supervision of our Founder and Chairman Mr. Paul Jones.

As the musical role of a Corps of Drums became more ceremonial in the 19th and 20th centuries, more instruments were added to make the Corps of Drums more musically complete. For example, a modern Corps of Drums, similar to that of the RAOC Apprentice College Corps of Drums, had a rank/line of percussion instruments consisting of a Bass Drum, Tenor Drums, Cymbals and lastly a Glockenspiel.

This splendid photo shows a member of Body Platoon nicely attired in his Drummer Boy refinery.

Kindly donated by Paul Swainson



Circa 1964/66

It had become custom and good practice for the percussion rank to wear leopard skins over their uniform, this had the dual purpose of protecting the uniform (cymbals have to be muffled against the chest and therefore would leave vertical marks on a bare tunic!) and protecting the instruments themselves as the bass drum can be scratched by uniform buttons.

Below is an interesting article that appeared in the "[The Thunderbolt](#)" in the Summer of 1970 explaining a little about the Corps of Drums.

THE CORPS OF DRUMS

Officer in Charge: Capt T H Bollen, RAOC

Assistant: Sgt A Williamson

The Corps of Drums is one of the hobby activities open to Junior Leaders of the College. Practice sessions are held two evenings a week during term time. The art of blowing the bugle or banging drums and cymbals whilst keeping in step with, sometimes complicated, display marches is instructed by members of College staff and instructors from neighbouring military bands.

The Corps of Drums comprises side, tenor and bass drummers, cymbalists and buglers. Their dress is made up of a combination of old-fashioned uniform items worn by a variety of regiments during the last century. The scarlet tunics and high helmets are particularly attractive and never fail to turn the eye of young lady spectators when the Corps of Drums appear in public.

As well as participating in fetes, galas and carnivals held all over the South of England, the Corps of Drums perform at our College Passing Out Parades. In December 1969 they made Unit history by taking over, at very short notice, from the professional military band who were unable to lead the College Passing Out Parade because they were knocked out by a 'flu epidemic.

The highlight of this Summer's Corps of Drums programme was the Carisbrooke Castle Tattoo, held on the Isle of Wight in July, where they played before Admiral of the Fleet the Earl Mountbatten of Burma and an audience total of 26,000.

Relatively few Junior Leaders join the Corps of Drums with previous musical experience. Most start from scratch. Notwithstanding the hard work of their tutors, they learn a good deal of their skill from more experienced fellow Junior Leaders of the Corps of Drums.

Life in the Corps of Drums is quite demanding. To achieve the high standard necessary for public appearances consistent practice is required. Individual co-ordination of movement and team-work are equally essential. Leadership is also developed. When the Corps of Drums is on parade it is divorced from direct adult supervision and entirely under the command of the Junior Drum Major who is assisted by the Junior Bugle Major.

This term the Junior Drum Major is Graham Anscombe of the Royal Electrical and Mechanical Engineers. His home is Coventry where he was a Sea Cadet Drummer before joining the Army.

Our Junior Bugle Major Graham Nicholl hails from Edinburgh. His lack of height is compensated for by the extra volume of sound he manages to produce with a bugle.

Though hard work at times, the Corps of Drums is a most worthwhile College hobby as the sight of red coated Junior Leaders proves as they march out to the applause of the arena at a Summer fete on a Saturday afternoon.



The drum featured above and that was present at the Coventry 2008 Reunion is a Premier Drum. Premier has supplied army, government forces, police and other official bands worldwide and also many world famous orchestras, theatres and conservatoires.

Back in private ownership once more, Premier continues to update, upgrade and develop products to meet the ever-changing market requirements both in the civilian and military divisions.



But did you know that they called themselves the Premier Drum Company from the start? However, it wasn't until a few years later that this name appeared on the drums. Initially, they were supplying unbranded drums to wholesalers who would put their own name on them. This changed and the Premier brand was launched. Premier's new premises had space for a show room so they started selling Premier drums direct to the drummers and military themselves.

The factory section was producing the shells and building the drums. The calfskin heads were in high demand by Premier. It was the jazz age and there was a great demand for drum kits, which were a relatively new phenomenon anyway and were going through a popularity boom in the 1920's.

The majority of the kits were basic as most people wanted a large single headed bass drum, which could house the rest of the kit stacked inside it. This enabled them to carry the kits on buses and trams. The average portable kit of this kind usually only comprised of a bass drum, snare drum, a stand, a pedal, a cymbal arm, a small cymbal and perhaps a small tom-tom and a couple of woodblocks.

World War II brought a lot of changes that ultimately led to the company expanding even further. Production of musical instruments ceased and Premier started making gun sights for anti tank guns and plugs and sockets for radars!



Constructing the Snare Drum



Spraying the Drum





A quite superb photo/example of the RAOC Boys School drum – Presently in the ownership of our Chairman Mr. Paul Jones.

A fine example of a Tennor Drum/mer – note the different sticks being utilised.



J/Cpl Hugh Kay - Tennor Drummer - circa 1956

A Royal Doulton Character (Toby) Jug - depicting a Drummer Boy!



This particular Character Jug was produced exclusively for the Royal Doulton International Collectors Club in 2005.

[Shame it's not RAOC or REME](#)

The front cover of the "[The Thunderbolt](#)" August 1983, Issue No. 13, showing the RAOC Apprentice College Corps of Drums being inspected by Major General B. M. Lane OBE and Lt. Col. D. Putt the Commanding Officer at the time.

Note how the Drums have the Scroll underneath the Corps badge.



The Thunderbolt

Journal of the RAOC Apprentices College



August 1983

Issue No 13

A splendid photograph depicting members of Aden Platoon of the Apprentices College in the Summer Term of 1980.



Corps of Drums Aden Platoon Summer Term 1980

REAR ROW — A/Cpl Knott A/Pte Capper A/Pte Ringrose A/Pte Anderson A/Pte Joyce A/Pte Gawthorpe A/LCpl Parker A/Cpl Greenacre A/Pte Weissang

CENTRE ROW — A/Cpl Gill A/Pte Maxwell A/Pte Campion A/Pte Dickson A/LCpl Ingham A/Cpl Brown A/LCpl Lang A/Pte Bramall A/LCpl Allan

FRONT ROW — A/Pte Jervis A/LCpl Ward A/Pte Lane A/Sgt Irwin Sgt R. Reynolds, REME A/Sgt Preira A/Pte Strang A/LCpl Norcross A/Cpl Harman

In this particular photo, one can see not only Snare Drums but also the Tenor and Bass Drums but also no scroll underneath the Corps badge



Brigadier Berragan inspecting the Corps of Drums after the Passing Out Parade (August 1981) had been forced indoors by a thunderstorm

The Bass Drum is a large drum that produces a note of low definite or indefinite pitch. There are three general classifications of Bass Drums.

1. The “concert” bass drum. The type usually seen or heard in orchestral or concert bands.
2. The 'kick' drum, struck with a beater attached to a pedal, is usually seen on drum kits.
3. The “pitched” bass drum, is generally used in marching bands and is the largest drum of the Corps of Drums - The heartbeat of the Band.

The Bass Drum is oriented differently from that of a Snare or Tenor drum, the stroke itself is different but the fundamentals remain the same. The drum is mounted on the chest, with the heads pointing to the left and to the right. The arm is bent at the elbow and the forearms are held parallel to the ground and nearly parallel to the drum head. The hands hold bass mallets in such a way as to place the center of the mallet in the center of the head.

The motion of the basic stroke is either similar to the motion of turning a doorknob, that is, an absolute forearm rotation, or similar to that of a snare drummer, where the wrist is the primary actor, or more commonly, a hybrid of these two strokes. Bass drum technique sees huge variation between different groups both in the ratio of forearm rotation to wrist turn and the differing views on how the hand works while playing. Some techniques also call for the use of fingers supporting the motion of the mallet by opening or closing.



A fine photo kindly donated by Johnny Silver shows Johnny and the Simmonds brothers – circa 1958/59

This exceptional photo donated by Johnny Silver, clearly shows two types of drums in use (*note the trim around the edge*) and of course the Drum Major's Mace; which as a point of interest, shows the chains going down the staff, these are to represent the "Cat of 9 tails" which were used when a soldier was flogged. Fortunately for us, this was stopped as a result of the Cardwell Reforms in 1878 – The good old days!! Thanks to [George Hendley](#) for that gem of information. To wet your appetite, I will be doing an article on the Drum Major's Mace in a future Association Newsletter!

Note also the white five pointed stars – Possibly EducationTrade/Proficiency badge? Any suggestions most welcome!

It is also of interest to note, that whatever instrument they play within the Corps of Drums, all members/musicians are classified as Drummers. And lastly and as we all know, the Drum Major is an appointment and not a rank! Please note the (KC) Drum Major's Sash.

Two fine photos taken at the time of the disbandment of the Corps of Drums (circa 1974) – kindly donated by Tony Wilson-Ing






Another quite superb photo/example of the RAOC Junior Leaders drum – Presently in the ownership of our Chairman Mr. Paul Jones.

Two excellent photos lifted from the College Magazine – “[The Thunderbolt - Issue 5 - Summer 1974](#)” - clearly showing several types of drum, including the Snare Drum and Base Drum. The Thunderbolt pictures below, were taken a few minutes after the stacking of the drums, which can be seen in Tony Wilson-Ing’s photographs on a previous page! Please note also the disciplined stance of the Drum Major with his Drum Major’s Mace. I will be doing an article on the Junior Drum Major’s Mace in a future Newsletter!



The Corps of Drums prepare to play for the last time. March 1974.



The Drums stacked after the final march-off



Some practical parts of the Drums duties have now passed into the ceremonial arena, as have parts of the drum itself. For example, clearly seen in the photograph below, are the ropes to swing below the modern side drum; which were once used to carry it on one's back when not in use.



Pete Roberts (RAOC) Terry Cook (RAOC) and Jim “Scouse” Barker (RAOC)

Circa 1955/56

Please note also how in this splendid photograph, all three (3) appear to have a leather apron on their left leg.

This is presumably to protect their uniform and vice a versa, the drum.

Note also the white five pointed star – Possibly Trade/Education/Proficiency badge? Any suggestions most welcome!

Some more excellent examples of Drummer Boys clearly showing the drums and accoutrements of the

Junior Leaders - Corps of Drums



J/Pte Dave Hampton – circa 1967



The late John Bassindale - Senior Tenor Drummer - 1957



Drummer-Boy Ron Wright – 1960



Paul Cartwright - (circa 1977)

And finally, as can be seen in this excellent photograph, J/LCpl Paul Cartwright (RAOC) - Drummers also wore a cross strap to hang the drum from again at first buckskin but later changed to plastic. From memory, these cross straps did not have pouches at the rear, unlike the Infantry.

Please note also the "*Drums*" lanyard which again from memory, was hooked to the top tunic button, passed around and under the right arm back over the top of the right shoulder and then across the front of the body and fixed by means of a metal press stud to the front of the left shoulder.

End

DOS Cup Winner 1959 23687234 - Pte G.M.Matthias

This next article is an account of a Junior Leaders competition shoot at Bisley and was submitted by Ex-Boy Graham Matthias

From what I remember of that day, was what an enormous range Bisley was. This was the first time I had been there. Although not the first range I had fired on. The weather was a bit chilly, overcast with the occasional blast of Sunshine. So order of the day was Peaked Cap Pullover plus Stable Belt and gloves, the green woolly type - the ones you can't fire a rifle with without losing your grip! The number of shooters that day absolutely amazed me. I didn't think I stood a chance, being a mere boy of 16, I thought Ha! Well I could only do my best.

The rifles where of course the **No. 4 Lee Enfield**, a great rifle but nothing special about this one, being just picked up from the Armoury. I don't think it had been cleaned either, so after a quick check, it looked okay but it's accuracy was questionable. Especially for this type of shooting.



Then we where called to the firing line. If I remember rightly I drew no 47. I looked up at the target. My mind boggled working out which was my target. I thought well if I get the wrong target somebody will do well. Then we where told to take positions - no Ground Sheet to lie on!

Assuming the position, prone, Standard as laid down in Army Regulations. I found my Peaked Cap came over my eyes, moved it to the side, still not happy reversed it, it was even worse so in desperation, I threw it to one of the lads.

The Range Officer came around issuing the ammunition. If I remember rightly, two rounds for sighting and ten rounds for the Competition. I picked up the rifle loaded the two rounds, safety on. Until the order came for you're sighting shots. I looked up and along my sights, looked for no 47 marker and followed it down to my target. I panicked a little hoping I had the right one.

I looked along my sights, rear sight circled around the target foresight on the centre of the black, and squeezed off my first round. The rifle kicked up then fell back to the same position I was aiming at .I waited until I saw the marker point out the fall of the shot. Centre left of bull. I quickly reloaded my second round and took a different aiming point, I then squeezed the trigger gently. **BANG!** What a kick those No 4s had!



.22 Shooting Team - DOS Cup Winner 1959 - 23687234 – J/Pte Graham M.Matthias RAOC

Graham Matthias is standing far left

Following my previous reactions, I waited to see where the shot had gone. Centre, BULL, what a relief! Then came the wait for the order to load with 10 rounds. Bolt open one clip in second clip home close bolt safety on. Then the wait for the order to begin, it seemed like an eternity. The order came to commence firing.

I looked once more along my sights looking for no 47 found it, followed it down to my target took a deep breath, let it out, squeezed the trigger, **BANG!** I again waited until the rifle came back into its original firing position. Same point of aim, nothing to lose now. I took the bolt and fired off 9 rounds in rapid succession.

The rest is history. Everybody asked why I had fired so quickly my reply. It's just the way I shoot. I lay on the firing line until everybody had finished. Then had a walk around all the museums at Bisley, fantastic what a great place. After we had walked around the place we heard the prizes were being announced so of we went. Milling with the crowd and watching the troops getting their prizes, I was amazed to hear my name being called out.

Realising I didn't have my peaked cap, I had to borrow one quick. As I stood in line, I could hear the remarks from some of the other troops "Bloody hell he's only a kid" so what I thought I'm good and I know it. That was when I found I had won the D.O.S trophy I believe I'm the only Junior Leader to have won it and also the youngest!



Two of Graham's Shooting Trophies – circa 1961



J/Pte T DELPH J/L/Cpl J SMITH SGT R FENTON Lt J BLOXHAM Capt H McCUTCHEON Capt GB HOPKINSON Capt TR LANE J/L/Cpl R HAYLES

J/Pte G MATHIAS L/Cpl E PIDGEON Sgt K BRADSHAW Lt Col JW HARLEY-PETERS CSM K MIDDLETON Capt DAR CLARK Cpl T JAYNE J/Pte P JONES

Graham Matthias is sitting front far left



Graham's Trophies

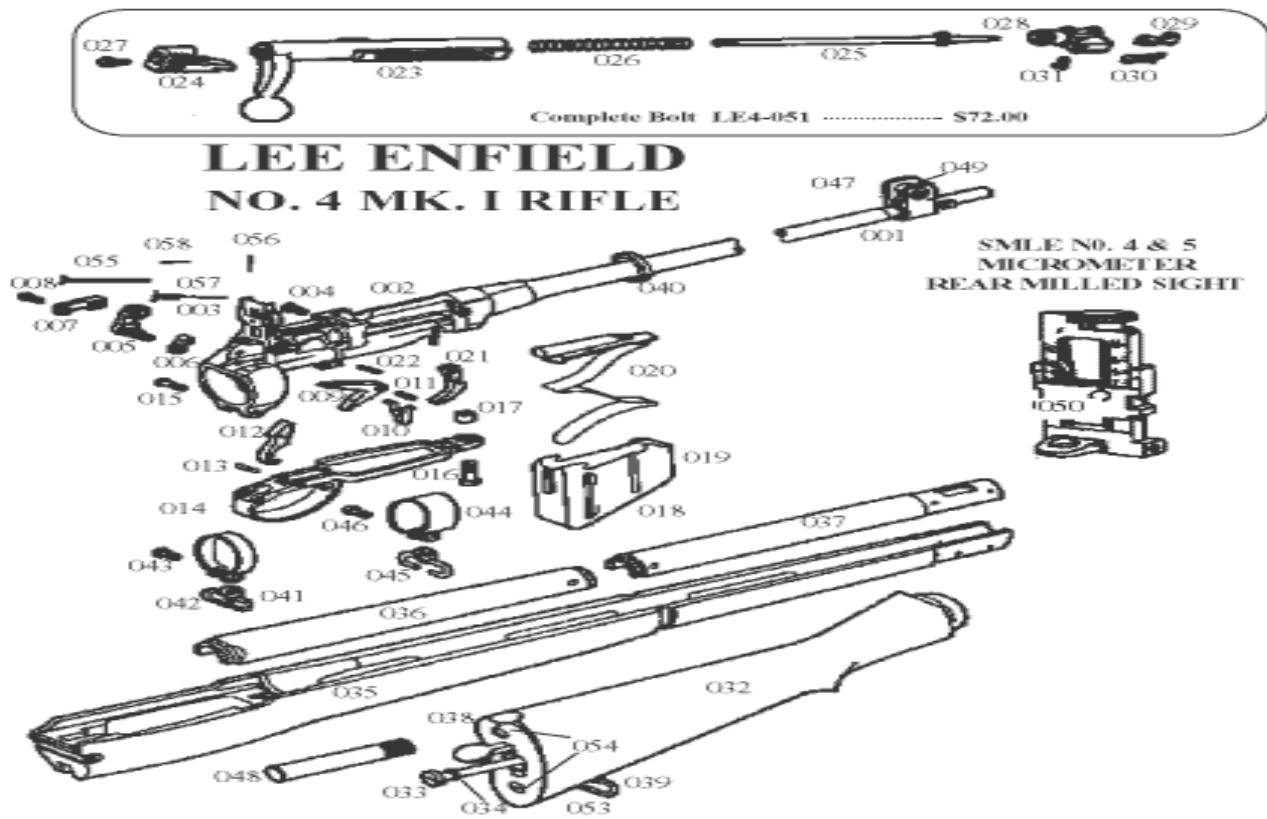
If one looks closely, you can see the wooden trophy in the centre of the Black and White photograph!!



Did you know that the Lee-Enfield bolt-action, magazine-fed, repeating rifle was the main firearm used by the military forces of the British Empire/Commonwealth during the first half of the 20th century? Well, it was the British Army's standard rifle from its official adoption in 1895 until 1957.

The Lee-Enfield used the .303 British cartridge and in Australia and New Zealand the rifle was so well-known that it became synonymous with the term "303". It was also used by the military forces of Canada, India and South Africa, among others.

A redesign of the Lee-Netford, which had been adopted by the British Army in 1888, the Lee-Enfield remained in widespread British service until well into the early 1960s and the 7.62 mm L42 sniper variant remained in service until the 1990s. As a standard-issue infantry rifle, it is still found in service in the armed forces of some Commonwealth nations.



The Lee-Enfield featured a ten-round box magazine which was loaded manually from the top, either one round at a time or by means of five-round chargers. The Lee-Enfield superseded the earlier Martini-Henry, Martini-Enfield and Lee-Netford rifles and although officially replaced in the UK with the L1A1 SLR in 1957, it continues to see official service in a number of British Commonwealth nations to the present day - notably with the Indian Police - and is the longest-serving military bolt-action rifle still in official service.

Total production of all Lee-Enfields is estimated at over 17 million rifles and Graham's excellent account, is a story of one those 17 million. Thank you very much Graham!!

[Graham's Footnote:-](#)

As a footnote to this article, Major Macy, because of the DOS trophy, let me take early leave by a couple of days. Also, after this he had a new Box of No 4s delivered for our next competition.

All that happened then was we sighted them, cleaned them and put them in the Armoury. Several weeks later we where issued with the SLR's what a shame. A waste of all that practice we had at Lip Hook Ranges.

It was there that I hit the standard Target at 900 yds in the Bull 9 out of 10 shots pretty good shooting!

[End](#)

[The Lee Enfield Rifle Association - LERA](#)

Further to Graham Matthias' excellent article on Shooting with a Lee-Enfield at Bisley, did you know that there is a Lee Enfield Rifle Association (LERA) and that it was formed in 1998 by a group enthusiasts who saw the need for an organisation dedicated to the use and study of the Lee Enfield Rifle? Well, since then, the LERA has gone from strength to strength and the membership of around 350 is widely spread throughout the United Kingdom and includes some from overseas.



[LERA holds Home Office Approval and is affiliated to the National Rifle Association](#)

Quarterly lectures are a popular and important part of the annual programme and the subjects covered have included Re-loading for the .303, The No. 32 Scope and how to zero it, Rifle care and maintenance, Zeroing the service rifle and Target Sights and how to use them. LERA has also held courses for the qualification of both Range Conducting Officers and First Aiders.

Visits are made to places of interest such as the Enfield Pattern Room, The Birmingham Gun-Barrel Proof House and the Infantry and SASC Weapons Collection at Warminster. Practice shoots are held monthly around the 4th weekend at Bisley or Army Training Estate Home Counties Ranges, bi-monthly midweek shoots are held on Short Siberia range, also at Bisley.

There are three major competitions held during the year; the Sniper match in April, the Close Quarter Battle (CQB) shoot in September and the Enfield Challenge in November. These competitions are open to members only. In addition, there are two Target Rifle competitions and a Small-bore Summer Postal League. The Association awards merit badges for achievement in its competitions as follows: Rifleman 65% of the HPS, Skilled Shot 70%, Expert Shot 75% and Marksman 80%. The corresponding Small-bore awards are 70%, 75%, 80% and 85%.



www.leeenfieldrifleassociation.org.uk

Know Your Blazer Badge

Whilst surfing eBay, I noticed the huge amount of varied RAOC and REME badges available for the potential purchaser/collector. This particular Newsletter covers RAOC badges, the next Newsletter will cover REME badges. Please note the King's and Queen's Crowns.

Where the blazer is part of the armed service veterans' association, it is normal for a badge to be sewn to the breast pocket usually in the form of a wire badge and sometimes also regimental blazer buttons. Any two regimental blazers will very rarely be the same, as they are made up from different civilian sources and are not issued by any authority. These numerous eBay badges are a classic example!

This has come to be representative of the fact that the members of the association are now civilians but retain the bond that the badge represents. The standard colour is navy blue, although in some associations different colours are worn, such as rifle green for the associations of rifle regiments. **Perhaps we should get one made up for the Ex-Boys' Association? - Any takers?**





The past few months have seen some very interesting and exotic items on eBay, below are some photographs that may be of interest to readers.

Below are two pictures (obverse/reverse) of an RAOC sweetheart brooch and (centre) REME Sweetheart Brooch. I will be doing an article in a future newsletter on Sweetheart Brooches, as there is a huge market/collectors field in sweetheart brooches. Please note the King's Crown on both badges (pre-1953).



RAOC (L & R) and a REME Sweetheart Brooch (both KC)



An early Ordnance Corps Badge

Left and right a heavy cast solid brass badge with domed raised centre. Riding House Department of His Majesty's Ordnance. Worn for ceremonial purposes - unusual and rare.

A very small but nice piece of china with the Army Ordnance Corps badge either painted or applied as a transfer.



Two rather poor quality/condition REME Car Badges.



An article on Car Badges appears further on in this Newsletter – life doesn't get better!

Royal Army Ordnance Corps – Snuff Box



An interesting “Snuff Box” attributed to the Royal Army Ordnance Corps (KC)

This particular eBay entry looks like a pocket watch but according to the vendor, is in fact a Snuff Box in the style of Trench Art. Personally I think the working parts have been removed and conveniently turned into a receptacle to contain snuff! But did you know that the snuff box, which is now largely a relic of the once popular practice of taking snuff, was an indispensable accessory for every man of birth and breeding from the 18th century through the middle of the 19th century? No? Well read on! Snuff is a type of smokeless tobacco. There are several types used in different ways but traditionally it means Dry/European nasal snuff, which is inhaled or "snuffed" through the nose.

Artisans, such as the jeweller and the enameller bestowed infinite pains upon this object, which was as much a delicate bijou as a piece of utility. Gentlemen of Quality, fops, and dandies possessed a great variety of snuff-boxes, some of which were quite rich in detail, with frames of gold encased with diamonds. Other boxes were more ordinary. Made with potato-pulp, the cheapest wood available, they were extensively used.

Other popular materials used in making these boxes include:-

- Tortoise-shell, a favorite material owing to its satin lustre
- Mother-of-pearl, which was kept in its natural iridescent state or gilded, or used together with silver
- Gold boxes, enriched with enamels or set with diamonds or other precious stones

The lids were often adorned with a portrait, a classical vignette or a portrait miniature or by an old master or an RAOC badge!

Even after snuff-taking ceased to be popular in general, the practice lingered among diplomats. Monarchs retained the habit of bestowing snuff-boxes upon ambassadors and other intermediaries as a form of honor. As Talleyrand explained, the diplomatic corp found a ceremonious pinch to be a useful aid to reflection in a business interview.

We may trace much of modern lavishness in the distribution of decorations to the cessation of snuff-taking. Having a monarch invite one to take a pinch from a his snuff-box was a mark of distinction that was almost equivalent to having one's ear pulled by Napoleon. At the coronation of George IV of England, Messrs. Rundell and Bridge, the court jewellers, were paid £ 8205 for snuff-boxes for foreign ministers!

Car Badges – The AA - RAOC and REME

Whilst surfing eBay the other day (again!) I noticed some badges pertaining to the RAOC and thought an article might be appropriate concerning Car Badges and in particular, car badges of the RAOC and REME. Motoring had started in earnest in the early days of the 20th Century. It was natural for car owners to form themselves into clubs and there were good reasons. The condition of the road was abysmal at best and only by some form of united pressure could motorists hope for improvement – rather similar to today I think!

It would appear that the main reason behind the formation of these early organizations was to make a stand against the antagonism shown to motorists by the public at large, the legislators and by the Police whose attitude was nothing short of outright hostility.

In 1865, the Locomotives on Highways Act restricted mechanically propelled vehicles to a maximum speed of 5 mph on country roads and 2.5 mph in built-up areas. The act required three drivers for each vehicle. Two persons to travel in the vehicle and the other one to walk ahead carrying a red flag. (*The Red Flag Act*) This act was repealed in 1896 when the speed limit was raised to 14 mph.

The "**Red Flag Act**" was repealed after nearly two decades of strong support from horse interests. Horse-less vehicles were now free to travel faster than walking pace.

The Emancipation Run of Saturday 14th November 1896, when over thirty motorists drove to Brighton, celebrates this Act although the "Red Flag" myth still lives on. Many cars did not travel the whole route and the electric cars traveled most of the way by train. On the Sunday an informal parade took place on Brighton front.

The Motor Car Club held re-enactments each year until 1902 but did not go to Brighton but chose places where a return journey could be undertaken in one day. A big event for the tenth anniversary in 1906 was planned but became a luncheon only.

The Daily Sketch and The Sunday Graphic sponsored re-enactments of the first run in 1927 to 1929, assisted by The Autocar in 1928. From 1930 to the present day the Royal Automobile Club (RAC) has been responsible for the organisation of the event. In the early years cars had to be 25 years old to enter until the RAC set the eligibility for cars built up to the 31st December 1904. It was not until 1934 that the Veteran Car Club issued certificates of eligibility.

Although described by the press of the times as a "race" or "The Old Crocks Race" this was never the intention. In 1929, prize money was offered and by 1930 the RAC was issuing certificates of finishing. In 1931 a modern car led the event at 30 mph (48 km/h) to prevent any attempts at racing. The Emancipation Run now takes place on the first Sunday in November each year – hence the well know race the London to Brighton Run – [Well I didn't know that!](#)



Car badges were introduced by the Automobile Association in March of 1906 to identify members and warn them of police speed traps up ahead. If the road was clear of police, the AA man would salute the driver if his vehicle displayed an AA badge. This practice was continued until the late 1960s.

Car badges have made a comeback in recent years and rapidly continue to become more popular as a way to dress up a car and show pride in club membership. RAOC and REME badges are clearly no exception to this trend. Precise details of the earliest AA car badges have not survived, other than they were issued in April 1906 and were of a uniform pattern. It is likely that the first two or three hundred were made only in brass. Quite soon 'white metal' (nickel-plated) versions became available.

Below are obviously much later Car Badge examples attributed to the REME and RAOC that recently appeared on eBay that may be of interest to readers.



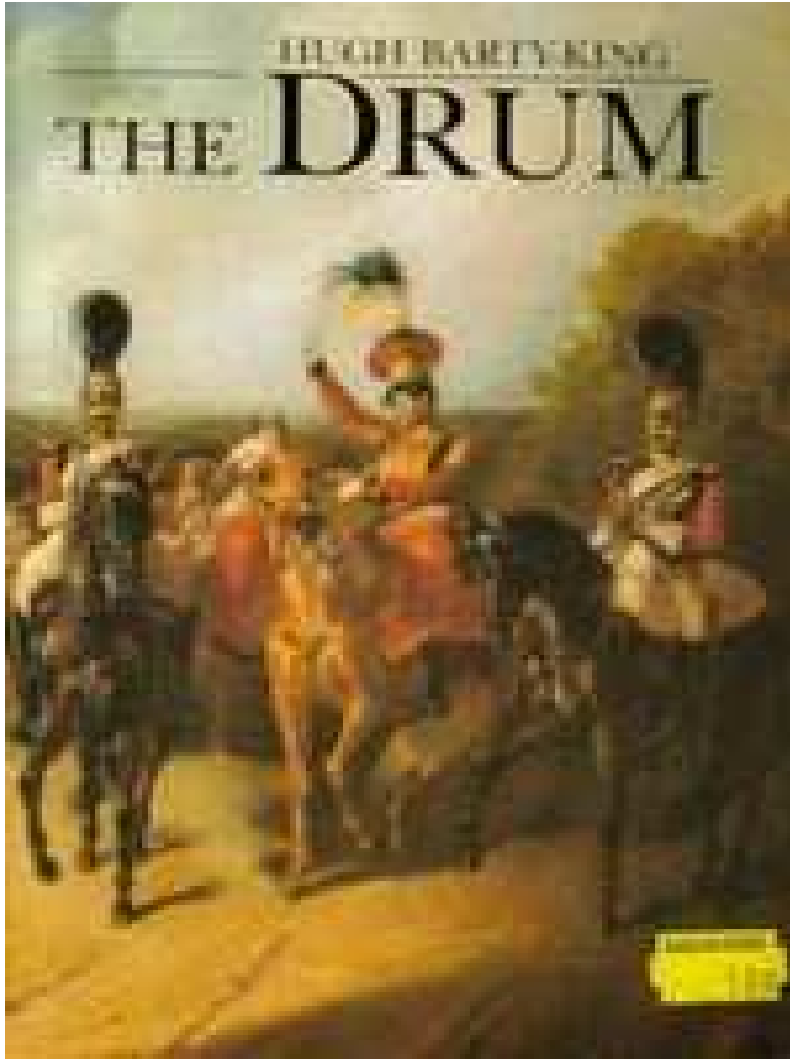
The fitting of badges to motor vehicles goes back to the early 1900's. In 1897, Frederick Richard Simms, who is often referred to as the father of the British motor industry, founded the Automobile Club of Great Britain and Ireland. The Automobile Club soon started to attract some of the most influential people of the era. In 1907, Edward VII became its patron. Thereafter, the club became known as The Royal Automobile Club, more commonly referred to by the initials RAC.

Vehicle badges are not restricted to motoring clubs. They can and often do, represent a wide range of hobbies and interests or military regiments and associations. The car badge is perhaps the longest living vehicle accessory and many badges are still produced today!

Please note the King's Crown (KC) and Queen's Crown (QC) versions on the RAOC badges below. The REME badge is a QC.



Book Review



- Paperback: 128 pages
- Publisher: Royal Tournament (1988)
- Language English
- ISBN-10: 0951358804
- ISBN-13: 978-0951358801

Synopsis:

This book tells the story of the part played by drummer boys and drum majors, side drums and kettledrums in the British Army.

Text pages are bright, printed on a glossy stock that shows off the book's many photographs, several of which are in colour.

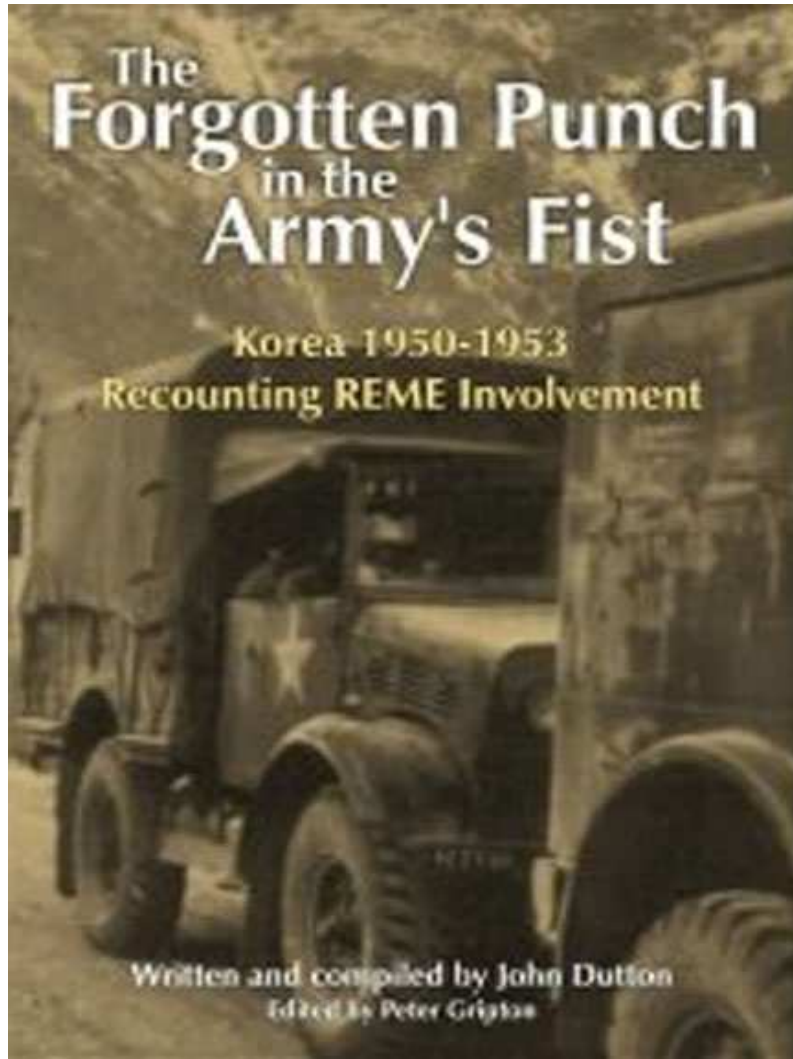
This is an essential guide for those interested in Drums and their use in war and peace.

From the early days to the latter days, a unique and interesting reference book published by Royal Tournament, who know a little about drums and horses!!

This review, although not on the RAOC or REME, accompanies the article on the Snare drum covered earlier on in this Newsletter.

A book any Drummer or Junior Leader would love!

Book Review



- Hardcover: 236 pages
- Publisher: Las Atalayas Publishing
- Language: English
- ISBN-10: 0955675308
- ISBN-13: 978-0955675300
- Book Dimensions: 23 x 15 cm

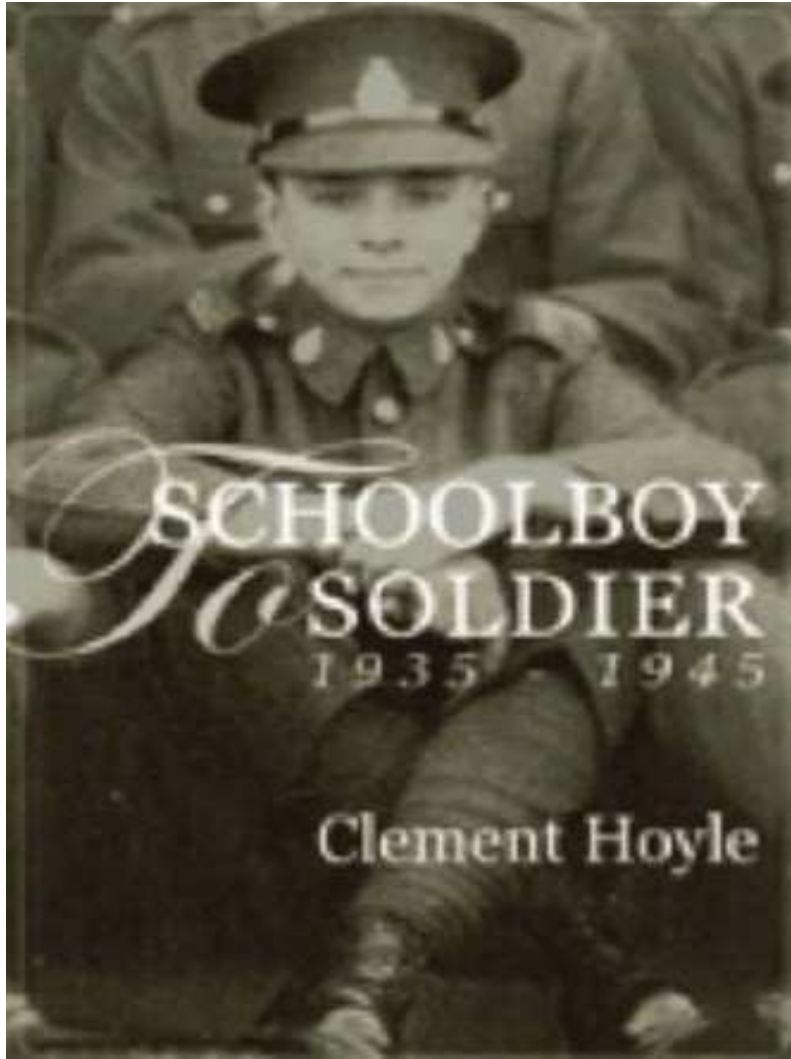
Synopsis:

The story of the War in Korea and of the part played by the REME from 1950 to 1953 as told by various individuals of that Corps, makes fascinating reading. The support and devotion to their colleagues is most apparent but typical of the British soldier.

These experiences are balanced with a sense of sympathy for the unfortunate Korean civilian population caught up in the conflict and it wouldn't be a true story of the British soldier without its sprinkling of 'squaddie' humour.

John Dutton has provided an excellent compilation of personal accounts in this comprehensive story of the Royal Electrical and Mechanical Engineers at war where the positioning of Light Aid Detachments and Field Workshops was just as important to senior commanders in their tactical planning as was the medical back-up of a Regimental Aid Post or a Field Ambulance.

Book Review



- Paperback: 224 pages
- Publisher: Serendipity (1 Jan 2006)
- Language English
- ISBN-10: 1843941783
- ISBN-13: 978-1843941781
- Product Dimensions: 23 x 15.6 x 1.6 cm

Synopsis:

"*Schoolboy to Soldier*" 1935 – 1945, is the incredible story of how a boy of 14 years old joined the Army and became a soldier of the Second World War.

Clement Hoyle, who joined the RAOC as a boy in 1935 as an Armourer at Hilsea Barracks – Portsmouth and later then transferred to REME in 1942 and served till 1945. Clem at the time of this review is a Chelsea Pensioner!


Many people are unaware of the existence of “Boy Soldiers” - enlisted into various trades by means of a difficult competitive examination, the ability to choose your trade depending on where you finished in the final table of results this out of more than two thousand entries!

The story embraces enlistment and training with special emphasis on the almost impossible standards set by the REME workshops.

Based entirely on the incidents and events as they occurred, he describes the way he faced tragedy, humour, enormous courage and desperate fear during his service. – [Check out the Cap Badge!](#)

Clement Hoyle recently appeared on the BBC production “*Once a Soldier*” about life as a Chelsea Pensioner.

Book Review



- Paperback: 56 pages
- Publisher: Shire Publications Ltd; (April 2005)
- Language English
- ISBN-10: 0747806292
- ISBN-13: 978-0747806295
- Product Dimensions: 20.2 x 14.6 x 0.6 cm

Synopsis:

Although clearly not a militaria book, I thought I would include this in the Book Review section as it concerns Car Badges etc and earlier on in the Newsletter, there is an article on RAOC and REME car badges.


The use and display of ornamentation on motor vehicles has always been fashionable. The motorcar mascot served two main purposes: a decoration for the car it adorned and a talisman for the owner/driver, who would often retain his mascot after his motorcar, had been exchanged for another.

The quality of artisanship applied to the numerous designs and models means that the older mascots and badges are eagerly sought by collectors and there appears to be no limit to availability. This book surveys the wide variety of types of motor vehicle mascots and badges, introduces the designers, outlines the manufacturers and discusses forgeries and reproductions.

Working in the collectors' auction market for over twenty years, Peter W. Card has first-hand experience of handling a significant number of mascots and badges. He enjoys primary research relating to early transport and has contributed to a number of books on early transport subjects, including the Shire Album 'Early Vehicle Lighting'.

Peter W. Card is a museum director and auctioneer and a member of the Advisory Council of the National Motor Museum.

Book Review



- Hardcover: 600 pages
- Publisher: Arborfield Old Boys Association (2003)
- Language English
- ISBN-10: 0954514203
- ISBN-13: 978-0954514204
- Product Dimensions: 27.2 x 22.4 x 3.4 cm

Synopsis:

An illustrated history of the Arborfield Army Apprentices' School and Colleges. Peter Gripton has firstly done a great service to all Arborfield Apprentices and staff members.

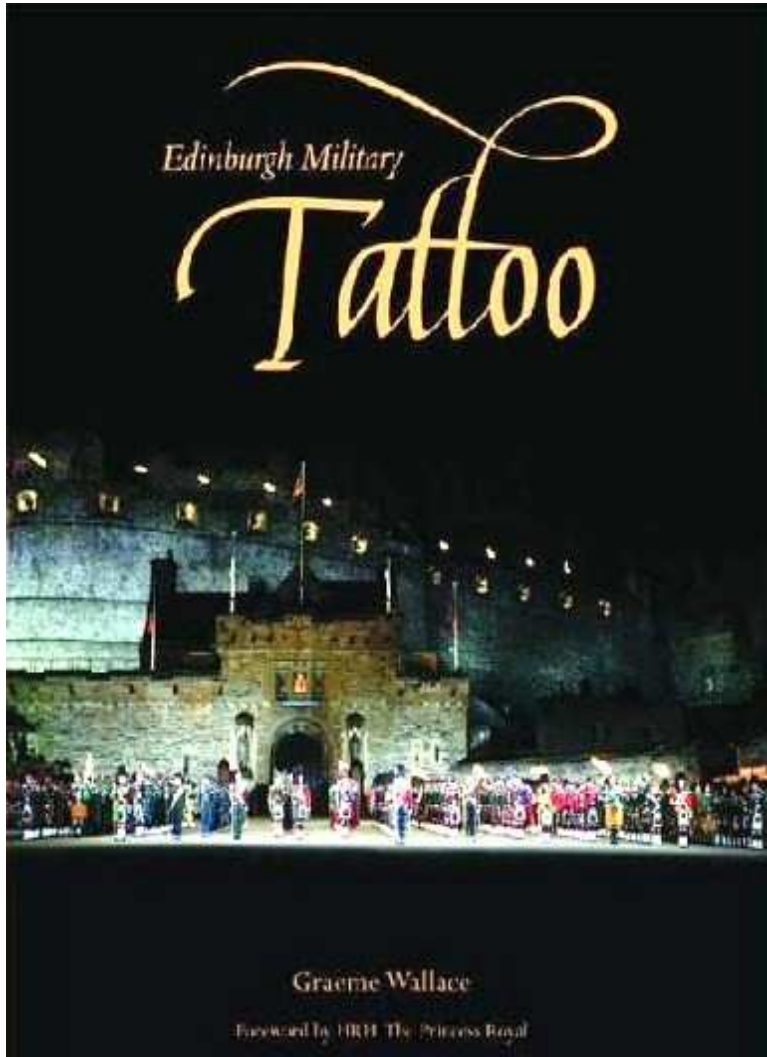
He certainly deserves the accolades of the many Old Boys who will welcome his rendering of their story.

With relevance to both these sentiments Peter's light and readable style gives all the appearance that he enjoyed writing this history, but bearing in mind the dictum "That which is written without pain will be read without pleasure" – there is ample evidence that Peter took great pains to ensure that his readers will enjoy his book.

Many of his readers will have actually made the history that he has so faithfully recorded. The American writer John Gardner commented once that: - "*History never looks like history when you are living through it. It always looks messy and confused and always feels uncomfortable*". Most Old Boys may claim that they lived through the messiest, confusing and uncomfortable of times. The Author has been punctilious in according an equal balance to each period of time.

In conclusion, a debt of gratitude is due to the Commandants who encouraged this undertaking, notable to Colonel Peter Gibson and to lecturer Bryn Richards who collected many of the facts in his earlier brief history – An excellent read. *Perhaps we should do one?*

Book Review



- Hardcover: 96 pages
- Publisher: GW Publishing (Mar 2006)
- Language English
- ISBN-10: 0955156440
- ISBN-13: 978-0955156441
- Product Dimensions: 33.6 x 25.8 x 1 cm

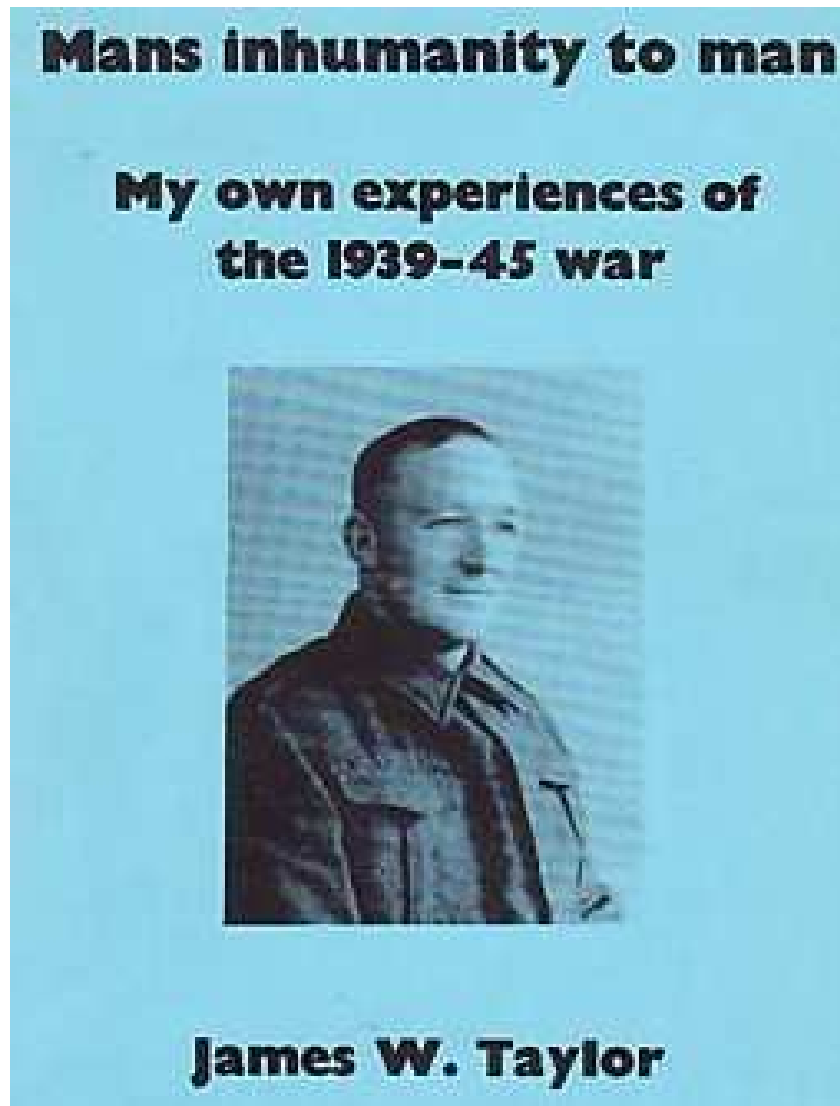
Synopsis:

Commissioned by the organizers of the Edinburgh Tattoo, Graeme Wallace has colourfully captured the sights and spectacle of this internationally renowned event, from the pipes and drums of the tartan clad bands to the lively colour costumes of international performers.

Themed around Scotland military regiments, the books take a look behind the scenes during preparations, conveys a unique perspective of the main event and captures the emotions and friendships developed after the performance.

Beautifully produced, this is a must for anyone who has visited Edinburgh's Military Tattoo or who has a desire to attend.

Book Review



- Paperback
- ASIN: B001ASG7IK
- Privately published; 1st Edition - (1981)

Synopsis:


A booklet entitled "*Mans inhumanity to Man*" giving a personal account of James Taylor's service during WWII with the Royal Army Ordnance Corps in North Africa, Italy and Austria.

Privately Published - 69 pages. I don't know anything about this book, I noticed it listed on eBay and thought members of the Association may be interested - [a review would be most welcome!](#)

Illustrated with photos.

Editors note: If my poetry serves me correctly, I think that this phrase, "*Mans inhumanity to Man*" has been lifted from Robert Burns and used in his poem "*From Man was made to Mourn*": *A Dirge*, 1785:

DVD Review



- Format: PAL
- Region: Region 2
- Number of discs: 1
- Classification: Exempt
- Studio: Tommy Atkins Media
- DVD Release Date: 2 Mar 2009
- Run Time: 100 minutes

Synopsis:

Britain's core infantry weapon for two World Wars, the Lee Enfield rifle, is the subject of a unique specialist DVD that aims to be a new reference point for enthusiasts.


Further to Graham Matthias' interesting article on Corps Shooting with a Lee Enfield bolt-action rifle, I thought readers may be interested to know of DVD that provides a fascinating insight into the bolt-action rifle that was one of the finest battle weapons ever produced.

Reliable, robust and providing a 10-shot magazine when most of its European contemporaries could only provide five; the rifle was first produced in 1865 and was used by various armies right up until the first Gulf War.

The DVD features Martin Farnan, Director of Shooting with the National Rifle Association and well known rifle expert John Hutchins and has been made in full consultation with the National Rifle Association and with Peter Laidler of the Infantry Weapons Collection, HQ Land Warfare Centre, Warminster. In addition to the history of the rifle, there are comments on its predecessors and derivatives.

Experts fire and comment on the SMLE (Short Magazine Lee Enfield) and there are scenes featured that have never or very rarely, been seen before!

Music Review



An interesting and musically varied album by the renowned Staff Band of the Royal Army Ordnance Corps.

This particular album/LP was recorded in 1981 under the musical direction of Captain Rodney Parker RAOC. The RAOC Staff Band was originally formed from volunteer soldiers in 1921 shortly after the Depot had become established at Hilsea, Portsmouth.

Background, in 1922, a retired Bandmaster of the 3rd Battalion The Rifle Brigade was asked to develop the Band into a more organised form. Mr. Stevens negotiated the transfer of 16 musicians from other bands in order to raise the standard of music. In 1939, the RAOC Staff Band was officially recognised as a Staff Band of the British Army and Bandmaster H C Jarman was appointed as Director of Music.

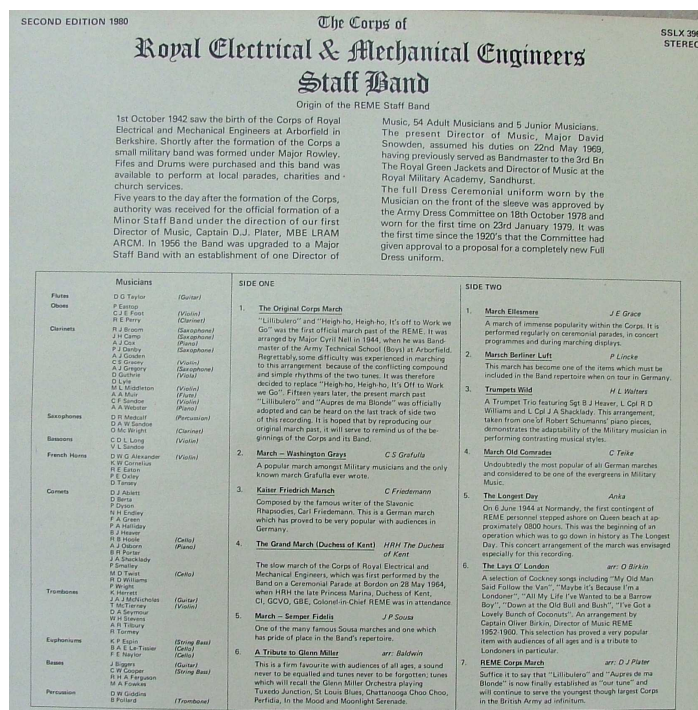
The Staff Band at the time of this recording carried out an intensive programme of Parades, concerts dances and many other forms of Official Functions. With tours in German and the Far East, the Middle East, West Indies and Central and North America. In 1981, at the time of recording, they had also visited Berlin and Cyprus.

This particular Album/LP has the Corps tune “*The Village Blacksmith*”, which from memory, can be used as a Quick March at the regulation infantry rate of 120 paces (a rate of marching 120 paces, each of 30 in. (76.2 cm) in a minute or it can be adapted as a Slow March at the regulation infantry rate 65 paces to the minute as the occasion demands!

As a footnote to this Music Review, I distinctly remember that as a Junior Leader/Apprentice, Alamein Platoon (1981-1982) was pressed ganged into marching down to Blackdown Barracks to listen to the Staff Band – *some sort of Annual Review by the powers that be* – anyway, many of us were particularly reluctant in going however, it was a very pleasant surprise for us and I for one thoroughly enjoyed it! It provided an excellent opportunity and platform to familiarise myself with the RAOC Staff Band and military music as a whole.



Music Review



An interesting and musically varied album by the renowned band of the Royal Electrical and Mechanical Engineers.

At the time of the recording, the Band's Musical Director was Major David Snowden and as I write this article, I am actually listening to the album converted from a traditional LP Record to a CD!

The Corps Band's first Director of Music was Captain Denis Plater who had transferred from the Royal Tank Regiment. Its establishment had initially been set at one Band Sergeant, two Corporals, three Lance Corporals and thirty-four Musicians and as the musical standards began to improve, the Band soon started to undertake engagements across the whole of the British Isles.

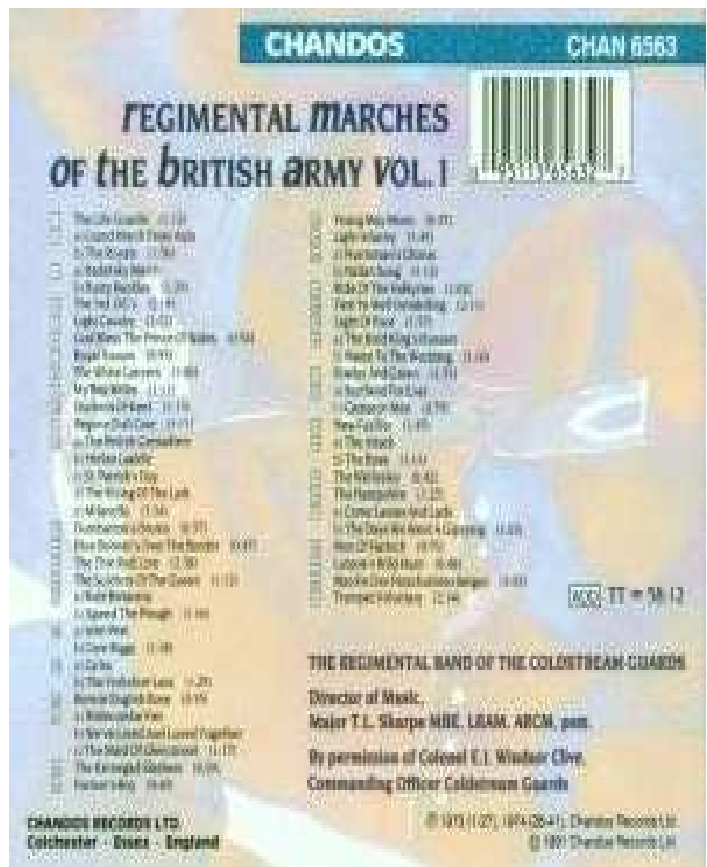
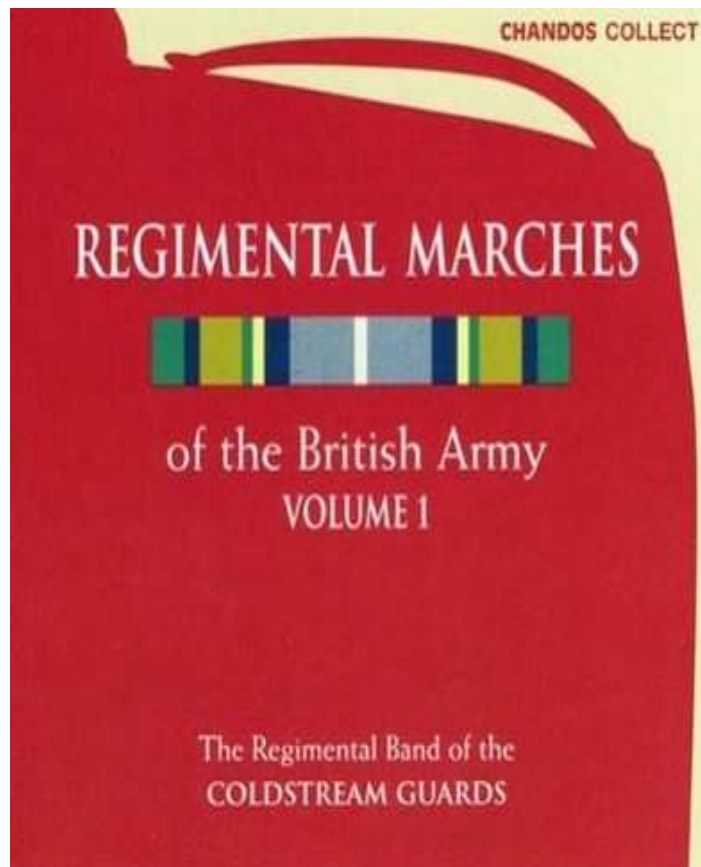
It has a selection of music that would be recognised by many a member of either Corps. Marches include REME's Original Corps March and others including Semper Fidelis a tune that it would appear has pride of place in the band's repertoire. There is also a tribute to the late great Glenn Miller including such hits as "In the Mood", "Moonlight Serenade" and "Chattanooga Choo Choo"!

Recorded in stereo and in 1972, although I believe later released in 1980, the album cover depicts a Bandsman (LCPL) in full ceremonial dress with a delightful embroidered banner hanging from the trumpet.

It is my intention to record and convert to CD, the more familiar music from all the RAOC and REME records I have and then use as background music to our reunions.



Music Review



A tremendous collection of each British Army Regiment's own 'signature' tune.

From well known marches like 'The Radetsky' to lesser known tunes like 'The days we went a gipsying', they are all beautifully played by the Band of the Coldstream Guards in quick time pace - (@116 beats per minute) for the MTI's amongst us!!

Unfashionable, it may be but there is nothing quite like the raw power and stirring sound of a military band playing live, unadulterated by electronics and amplification, and while it is almost impossible to transfer this energy satisfactorily to record, to simply ignore it is to miss out on some blistering tunes and harmonies. Overall and lastly, I would argue that there's a place in everybody's collection for at least one CD such as this.

The quality of recording is good and the tunes are easy to listen. This collection is great as a sampler and to dip into now and again - I appreciate that not many people will listen to all two hours ten minutes of it straight through!

Just now and then, stick it on, turn the volume up and blow a few aural cobwebs away.

Together with Vol. 2, these great recordings will turn your living room into Horse Guards Parade without the manure!



Old Codger's – Photo Gallery

This is a Bugle Call for Association Members to submit contributions to the Old Codger's revamped and most improved Photo Gallery contained within our website. This is where members can place photos and details of their service-life after Boys' School and let us know a little about their families and interest etc.

At this improved photo section, members can now “*hover*” their mouse over a photo and see a “*Now and Then*” photo! For those interested in making contact with old friends, you can place your search details on the Forum, doing so will allow other members to see it and hopefully someone may know of the individual's whereabouts. Below are some examples already posted on the website, please take a look on the website: -



From top to bottom - Bill Allen-Muncey, Adrian Hayward-Wills, Kev Sanders and lastly, Paul Thomas

Having the Old Codger's Page is particularly useful at Reunion times to identify lost pals! For example:-

In Boys Service



In the Army



In Retirement



So please send us **YOUR** contribution, if you have not yet done so! What we need is one, or more, photos showing any aspect of your life during or after Boys School, including family.... In fact, just anything you like... It's YOUR personal photo-album and only visible to other members of the Ex-Boys Association.

Furthermore, submitting such photos also allows us to place a photo on the website when it's your Birthday! Ideally for the newsletter, we would appreciate three (3) such photographs to enable a before, middle and retirement photo strip!

Lost Pals

For those interested in making contact with old friends, you can place your search details on the Forum, doing so will allow other members to see it and hopefully someone may know of the individual's whereabouts.

Alternatively, you can contact Bill Chamberlain directly, (see the Contacts section) who, will wherever possible, conduct a search using the UK Info CD (purchased by the Association). We have been successful in locating a considerable number of "*lost pals*" and it helps if you can provide additional information:

- **First name and any second initial**
- **Current age (approx)**
- **Where the person hailed from**
- **His wife's name**
- **Last known location**
- **Any one or more of the above bits of information will allow the search to be narrowed down**

Hopefully we can "make your day" and you can meet up with those "lost pals" at one of our next Reunion Dinner!

Military Humour



How To Simulate The life of a Sailor – Junior Leaders Style!

- Replace the wardrobe door with a curtain and sleep on the shelf in their wardrobe. Have their spouse whip open the curtain about 3 hours after you go to sleep, shine a flashlight in your eyes and say "Sorry mate, wrong rack."
- Raise the thresholds and lower the headers of all their internal doors so that you either trip or bang your head every time you pass through them.
- Raise their bed to within 6 inches of the ceiling, so they can't turn over without getting out and then getting back in. Put all their clothes under your mattress to press them!
- Renovate their bathroom (and henceforth always refer to it as the "head"). Build a wall across the middle of the bathtub(shower-stall) and move the shower head to chest level. When they take a shower, make sure they turn off the water while they soap down. (Wet down, turn off water, soap down, Turn on water rinse down! (Navy Shower) - (WRAC and ATO showers are showers that last more than one (1) minute)
- Have their neighbours come over each day at 6 am, blow a whistle loudly and shout "Reveille, reveille, all hands on deck."
- Post a menu on the kitchen door informing their family that they are having steak for dinner. Then make them wait in line for an hour. When they finally get to the kitchen, tell them you are out of steak but they can have dried ham or hot dogs or the particularly tasty Korean Meat balls - they're the Dog Bollocks!
- Bake a cake and prop up one side of the pan so the cake bakes unevenly then carefully spread icing real thick to level it off.
- Set their alarm clock to go off at random times during the night. At the alarm, jump up and dress as fast as you can, making sure to button your top shirt button and tuck your pants into your socks. Run out into the garden – Change Parades!
- Every week or so, throw your next door neighbour's dog in the garden pond and shout, "Man overboard Port Side!" Rate the family members on how fast they respond!

And finally, the reason the Ministry of Defence has trouble operating jointly is that they don't speak the same language. For example, if you told the Royal Navy to "secure a building," they would turn off the lights and lock the doors. The RAOC Junior Leaders would occupy the building so no one could enter. The Royal Marines would assault the building, capture it and defend it with suppressive fire and close combat. However, the Royal Air Force, on the other hand, would take out a three-year lease with an option to buy!

CANNON BALLS!!!

Did You Know This? I didn't

It was necessary to keep a good supply of cannon balls near the cannon on old war ships.

But how to prevent them from rolling about the deck was the problem.
The best storage method devised was to stack them as a square based pyramid,
with one ball on top, resting on four, resting on nine, which rested on sixteen.

Thus, a supply of 30 cannon balls could be stacked in a small area right next to the cannon.
There was only one problem - how to prevent the bottom layer from rolling from under the others.

The solution was a metal plate with 16 round indentations, called, for reasons unknown, a Monkey.

But if this plate were made of iron, the iron balls would quickly rust to it.

The solution to the rusting problem was to make them of brass - hence, Brass Monkeys.

Few landlubbers realise that brass contracts much more and much faster than iron when chilled.
Consequently, when the temperature dropped too far, the brass indentations would shrink so
much that the iron cannon balls would come right off the monkey.

Thus, it was quite literally, cold enough to freeze the balls off a Brass Monkey.

And all this time, you thought that was just a vulgar expression, didn't you?

Kindly sent in by Kev Sanders





RAOC ENLISTED BOYS' & BOYS' SCHOOL RAOC

JUNIOR LEADERS BATTALION RAOC & REME

RAOC APPRENTICE COLLEGE

JUNIOR LEADERS REGIMENT RAOC



Members please read this announcement:-

Vacancy One

Ex Boys & Lost Pals

It has been found necessary to circulate the Membership to see if there are any of you interested in coming on board, to take over from Bill Chamberlain, the sourcing of ex-Boys and to assist those seeking to locate ex-Pals.

Bill has decided that at the end of 2009, at the very latest, he will relinquish this voluntary work. Having carried out this role out for over 5 years - undertaking searches, assisting in maintaining the Roll and contacting ex-Boys by whatever means possible and also trying to help ex Boys find Lost Pals, he feels it is time to take a break.

This role is of major importance, as many of you will know from experience and requires someone who has - total discretion, takes pride in attention to detail, a good memory, spare time and above all, an interest in all the aspects of this rewarding role.

As with our other Admin roles, this is a voluntary position.

If you are interested and wish to discuss this position in more detail, please email Bill, also supplying a contact home phone number:

bill.chamberlain@juniorleadersraoc.co.uk

Vacancy Two

Public Relations Administrator

We are still looking for an individual to come on board as our Public Relations Administrator. This is a newly created role and we see this position as being crucial to ensuring the profile of the Association is brought to the attention of other bodies such as liaising with Military sites, as well as the Press and other Organizations.

As with our other Admin roles, this is a voluntary position.

If you are interested and wish to discuss this position in more detail, please email Bill, also supplying a contact home phone number:

bill.chamberlain@juniorleadersraoc.co.uk



RAOC ENLISTED BOYS' & BOYS' SCHOOL RAOC

JUNIOR LEADERS BATTALION RAOC & REME

RAOC APPRENTICE COLLEGE

JUNIOR LEADERS REGIMENT RAOC





The Last Post

It is with deep regret that we have been notified of the passing of the following Ex Boys since our last publication. Our thoughts and condolences are with the families at the time of passing and at the time of this announcement.

Their names have been added to the RAOC and REME Ex Boys Association Roll of Honour.



David W. (Ziggy) BOWHAY (RAOC) - 1st Feb 2009

John D. BROADBENT (RAOC) – 24th Jan 2009

Robert Francis LEGGE (RAOC) – 2008

Philip J. BEER (RAOC) – Jan 2008

STEPHEN W. OAG (RAOC) – 16th Feb 2008

Maurice W. HEALEY (RAOC) – June 2008

Derek J. GRIFFITHS (RAOC) – 9th Dec 2008

Thomas Charles ALMOND (REME) – 22nd Dec 2008

Neil TURNER (REME) – 18th Sept 2006





James CLANCEY (RAOC) – 16th June 2005

Brian SHEPPARD (RAOC) – 16th Jul 2004

Richard MULLIGAN (RAOC) – 1998

John Mathew THOMPSON (RAOC) – 1991

Thomas Dacres MOORE (RAOC) – 1990

Bryan Leslie HOPKINSON (RAOC) – Jan 1990

Stephen Paul WALSH (RAOC) – 20th Apr 1989

Paul William McKEE (RAOC) – 31st Mar 1983

T. Daly (RAOC) – 15th Apr 1982

Wilfred MOORE MBE (RAOC) – 1978

Walter Dacres MOORE MBE (RAOC) – 1976

Richard Miller RAMAGE (RAOC) – 9th Mar 1974



For the Last Post details contained within this Newsletter, the RAOC Ex-Boys' Association, are dependent on information from either relatives or Ex-Boys themselves. Please forgive any inaccuracies or omissions that have perhaps been quoted from memory.

Members may be interested to know of a website by the name of lastingtribute.co.uk. Lasting Tribute invites you to celebrate the lives of family, friends and people in the public eye who are no longer with us.

Recognised as the trusted guardians of one of the largest and fastest growing online archives of tributes in the UK, with more than one million searchable records and over 3,500 new ones being added every week; this company provides an online tribute and memorial website where you can create your own online tributes to celebrate the lives of those no longer with us.

There are many references to our Armed Forces and a recent entry is David Bowhay, who sadly recently passed away in 2009.

**lasting
tribute.co.uk**
Celebrating life together

Members of the Ex- Boys' Association may be interested in the following article concerning "The Moore Family", three of which are mentioned in the Last Post Section of this paricular Newsletter. This particular aticle was lifted from the RAOC Corps Gazette.

ORDNANCE

FAMILIES

The Moores



Left: Major Samuel Francis Moore, the founder member.

Below (left to right): Lt.-Colonel Tom Moore, Major Wilfred Moore, MBE, Colonel Lionel Moore, and Major Walter Dacres Moore, MBE, all sons of Major Samuel Moore.



(Left and right): The third generation is represented by Cpl. Robert John, son of Major Wilfred and Sgt. Anthony David, son of Major Walter Dacres.



THE FOUNDER of the military line in the Moore family was **Major Samuel Francis**, who joined the Mountain Artillery as a Gunner in 1880, in which arm he saw very active service in India, Burma and South Africa. As a Master Gunner he transferred to the AOD in 1903 and was commissioned as Ass't. Commissary of Ordnance (4th Class) in 1905. During his 17 years in the Corps (mainly in Tidworth and Ceylon) he put Corps full-bore shooting right on the map and was one of the very few people in Corps shooting history to have captained a winning Mulcahy Shield Team at home and abroad in successive years. On his retirement in 1920 he resided at "Ordnance House," Chandlersford, where he lived until his death in 1938. During his service he earned the Indian Frontier Medal with bars for Burma 1885/87; Sikkim 1888 and Samana 1891; Indian Medal for Relief of Chitral 1895; Queen's South African; King's South African; Mons Star 1914; Victory Medal; GS 14/19 and the LS & GC (King Edward VII).

Next in line of descent are the following four brothers:—

Colonel Lionel. He joined the AOC as Private in 1912, was commissioned in the Dorsetshire Regt in 1918, returned to RAOC in Palestine in 1940 and retired from the appointment of Comdt COD Solway in 1947. During his 35 years he saw service in France, Turkey, Mesopotamia, India, Ireland, Palestine and the Lebanon. On his retirement he also settled in the village of Chandlersford, where he is still very active in the world of small-bore shooting, British Legion and local government. He earned the following medals during his service:—1914/15 Star; Victory; GS 14/19; Palestine GS 38/39; 39/45 Star; Defence Medal and War Medal 39/45, with one Mention.

Major Wilfred joined the Corps at Woolwich as a boy armourer in 1919, was commissioned in 1941 and retired in 1958. He saw service in India, Palestine, Egypt, West Africa (twice), France and Germany. His medals comprise the MBE;

GS (India and Palestine); 39/45 Star; France and Germany Star; Defence Medal; War Medal 39/45; Meritorious Service Medal and the LS and GC.

Lt.-Colonel Tom joined the Corps as a boy in 1923, was commissioned in 1940 and is still serving on the staff with DDOS Northern Command. He has served in Jamaica, Egypt, Singapore, France and West Africa and at present holds the following medals:—39/45 Star; Defence Medal; War Medal 39/45 and the LS and GC.

Major Walter Dacres also joined as a boy in 1925, was commissioned in 1943 and is still serving as a DADOS at the War Office (Ord 13). He has served in West Africa, Malta, France and Egypt (Canal Zone) and currently holds the MBE; 39/45 Star; Defence Medal; War Medal 39/45 and the LS and GC.

The third generation (so far) has contributed two members to the Corps:—

Sgt. Anthony David, son of Major Walter Dacres, who joined the Boys' School in 1951, has already seen overseas service in Japan and Hong Kong and is now working in the War Office (Ord 2).

Cpl. Robert John, son of Major Wilfred, joined the Corps as a National Serviceman and served his two years at Greenford and Feltham with HQ Ammunition Org. He is still most interested in Corps activities and is a member of the Corps Association.

At this time of writing the service of the Moore family totals 199 years and 9 months. With three members still serving and one potential member still in the second form at Kingston Grammar School it seems quite likely that the Moores' "target figure" of 250 years should be reached eventually.



Your Admin Team

If you require any assistance with regards to the Association, please feel free to contact any of the following: -



Paul D. Jones

Founder and Chairman

Email: paul.jones@juniorleadersraoc.co.uk



George Tether

All matters concerning the on-line-presentation of the site, Membership and the Forum.

Email: george.tether@juniorleadersraoc.co.uk



Bill Chamberlain

Lost Pals:

This section is looked after by Bill, who spends many hours helping lost pals to find each other.

Email: bill.chamberlain@juniorleadersraoc.co.uk



Dave McCarthy

All matters concerning ex-Boy's and members of permanent Staff where their names are relevant to Nominal Roll, Battalion Structure, Intake & Passing Out Dates of ex Boy's etc

Email: dave.mccarthy@juniorleadersraoc.co.uk

Your Admin Team



Brian Wild

Secretary and Treasurer

Email: treasurer@juniorleadersraoc.co.uk



Adrian "HW" Hayward-Wills

Editor/compiler of the Newsletter; paper archivist for the Association and all matters relating to scanning etc. Send your photos or documents for scanning to Adrian by post, complete with a stamped addresses envelope

Please email Adrian HW for his postal address.

Email: ade.wills@juniorleadersraoc.co.uk



Allan Jones

Our contact for USA & Canada

Email: allan.jones@juniorleadersraoc.co.uk



Next Newsletter Issue 12 Winter 2009

Membership Update

Book Reviews

Music Reviews

REME Blazer Badges

The Junior Drum Major's Mace

RAOC and REME Trench Art



“Sua Tela Tonanti - To the Warrior his Arms”

“Arte et Marte – By Skill and by Fighting”

Material contained within this Newsletter is intended for general informational purposes only.

The contents may not be comprehensive or up-to-date. The Editor, Chairman and the Committee Members of the Association make no representation as to the accuracy, completeness, timeliness, merchantability or fitness for a specific purpose of the information provided in this newsletter.

The Editor, Chairman and the Committee assumes no liability whatsoever for any action taken in reliance on the information contained in this newsletter.

Happy Reading!!!!

AHW

