



ARMY

**RAOC ENLISTED BOYS' & BOYS' SCHOOL RAOC**

**JUNIOR LEADERS BATTALION RAOC & REME**

**RAOC APPRENTICE COLLEGE**

**JUNIOR LEADERS REGIMENT RAOC & RCT**

# NEWSLETTER



XVII



# Contents Page

- **Introduction and Welcome – From the Chairman, Editor and Committee members**
  - **Ex Boys' Forum details and Updates etc**
  - **Membership Update – Membership: From strength to strength**
  - **Items for Sale – Ex-Boys' Association Wall Shields - CD of the Edinburgh Tattoo of Aug 1961**
  - **General Information – RAOC Association, REME Association, RASC/RCT Association**
  - **Military Postcard collecting – RAOC, REME and RCT! Afghanistan an update**
  - **Bugle Call for the Reunion in August of 2012**
  - **Old Codgers' Photo Gallery - Lost Pals – Last Post - Admin Team Contact Details**
- 

## Introduction and Welcome

Dear Members,

A very warm “HELLO” from our Founder and Chairman Mr. Paul Jones, **all** the Association Committee Members who work behind the lines, George Tether, Bill Chamberlain, Dave McCarthy, Brian Wild and lastly, me the Editor of the Ex-Boys' Association Newsletter, Adrian (HW) Hayward-Wills, to the Seventeenth Ex-Boys' Association and **Summer** Edition Newsletter for 2012 – The Olympic Edition and of course, the Queen' Diamond Jubilee edition!

We hope that this Seventeenth Edition (**Summer**) Newsletter finds you well and refreshed after the Spring Break and of course looking forward to the Reunion planned for Saturday, August 11<sup>th</sup> 2012 in Coventry and the Olympic Games of 2012.

As our regular and observant readers will know, it is our intention to produce two Newsletters (**Summer** and **Winter**) per annum, with a publication in **June** and **December** of each year. This **Summer** 2012 Ex-Boys' Association Newsletter, provides a further format to reach its members in addition to our extensive and ever expanding (thanks to George Tether) website.

Furthermore, within this extensive Newsletter, you will find the final Newsletter notice of the 4<sup>th</sup> Bi-Annual Reunion Dinner, which is to be held at the Holiday Inn, Coventry on Saturday 11<sup>th</sup> 2012 – don't forget to get your Annual Leave passes in! You will also find a detailed and interesting article on military postcards associated with the RAOC, REME and RCT– life just doesn't get better!

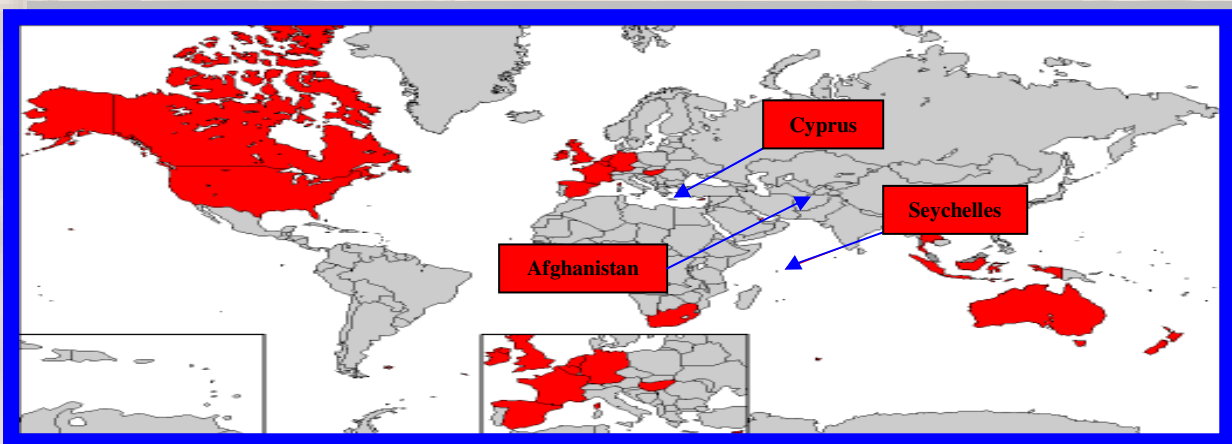
There is also an update on my work in Afghanistan, where I am introducing change, direction and management to the handling of Detainees taken from the battlefield by ISAF troops and in particular, human rights compliant prisoner and detainee handling.

The RAOC, REME and RCT Ex-Boys' Association website and accompanying Newsletters are excellent platforms for members to stay in touch with each other. An awful lot of work – *all voluntary* – goes into these two portals for the Association. Feedback in any environment is essential for growth and prosperity; on behalf of all Committee Members of the Association please make use of these excellent facilities.

Clearly we are always on the look out for interesting “*copy*”. Should you wish to include any articles for the Newsletter, please feel free to contact The Editor Adrian HW via the Contacts Page on our website which is [www.juniorleadersraoc.co.uk](http://www.juniorleadersraoc.co.uk)

## Membership

Our Founder and Chairman Mr. Paul Jones is pleased to report that membership has grown continually. Moreover, we were and are thrilled to have reached our 660<sup>th</sup> Member during the month of April 2012!

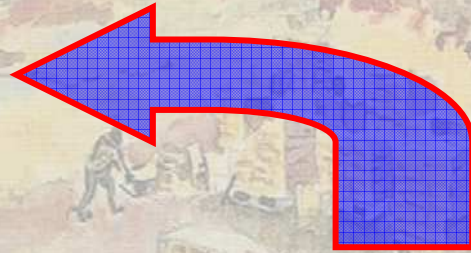


We are of course, as an Association, delighted to announce that membership continues to grow on a worldwide basis, as can be observed on the above map – we have members as far and wide as Afghanistan, the Seychelles and a Committee Member in Cyprus. However, Bill Chamberlain needs more leads from you, including former permanent staff other ranks and officers – please see Lost Pals section further on in the Newsletter.

A lot of time and effort by the Committee Members - *on a purely voluntary basis* - is spent “*behind the lines*” on recruiting and processing ex-boys to become members of the Association. Bill Chamberlain either conducts this by a direct mail process or via a telephone call.

# What's Inside?

In this particular Edition of the RAOC, REME and RCT Ex-Boys' Association Newsletter, you will find the following interesting subjects associated with our respective Corps. As the Editor of the Newsletter, I am always on the look out for items of copy, be it Rifle Shooting at Bisley or an items of kit, perhaps a Wall Shield or the Lee Enfield Rifle. Anyway, below are screen captures of this Summer's Newsletter and all for your edification and delight!

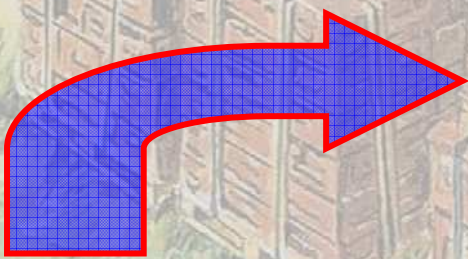




is a great source of items and memorabilia associated with the RAOC, REME and RCT.

You can often find excellent photographs and information (not often correct though!) on items/lots that Sellers are auctioning off.

As with any purchase on-line, caveat emptor!



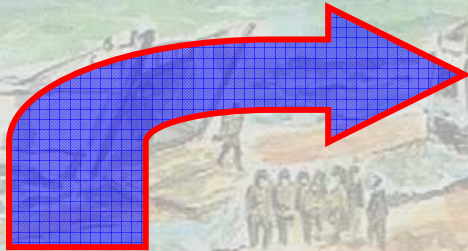
There is the final Bugle Call for members of the Association to submit their names and cheques to the Treasurer (Mr. Brian Wild).

Full details of this reunion are further on the Summer Newsletter.

Also included are the travel details to the Hotel.

Get those Leave Passes in!!

# What's Inside?



The ever-popular military Wall Shields article where members of the Association can display their Wall Shields that they were presented with upon leaving the Army or a Unit etc.

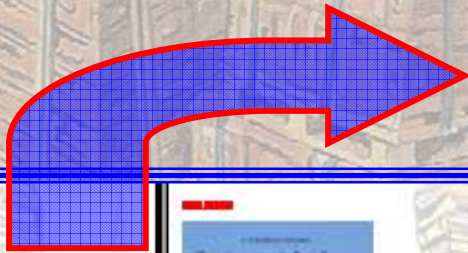
This particular article provides an opportunity for members to send in a picture and perhaps an article with regards their Wall shield that is languishing around their loft or study!

*“Go on – send a picture in!”*

There is the Book Review Section covering several books associated with the RAOC, REME and RCT.

This section of the Newsletter allows Members to send in either their own work or a recent book that they have read.

*“Go on – send a Book review in!”*





There are several younger members of the **RAOC, REME and RCT Ex-Boys' Association** whom will recognise the above logo, taken from an early edition of the RAOC Gazette – 1930's! – This logo will now form part of the Newsletter that will introduce and encompass the regular important notices of the Newsletter. This particular section is ideally suited for those new members whom have recently joined the Ex-Boys' Association.

For example, the Association Forum; Membership Numbers; New Members; Reunion Notices; information pertaining to the various Associations of the RAOC, REME and RCT; The Thunderbolt Magazine and perhaps finally, items for sale within the Association Shop.



In its simplest form, "Station Topics – At Home" will form the regular "Standing Orders" of the Association Newsletter; editorial after this section will include information not seen before within the Newsletter, for example articles on Junior Leaders Boxing or Football. I will regularly include this page and above screen capture, for the benefit of our newest members of the Association, some of whom perhaps may have not seen previous Newsletters.

Did you know, that in addition to this Bi-Annual Newsletter, there is another area in which there is more up-to-date information that provides members with information pertaining to ALL the new photos that have been uploaded, new Thunderbolt Magazines donated and to recently joined members to the Ex-Boys' Association? Well, this arena is entitled "Ex Boys' Forum". A point of interest regarding the website, we often receive requests for the re-sending of access details (password/username), where that person's e-mail address has changed and the Army Number is omitted. We cannot send access-details - *for reasons of security* - unless the Army Number is supplied. You need not necessarily use the website-form, an informal mail will suffice but please remember, the number **MUST** be there

The Forum for members is not only easy to navigate but it provides up to the minute information relating to the Ex-Boys' Association and to RAOC and REME matters as a whole. Information that is posted on the Forum Part-1 Orders is the best way to follow with what's happening and who's new to the Association. Below is a screen capture of said Ex-Boys' Forum and an explanation as to what is a Forum!

The screenshot shows the website for the RAOC & REME Ex-Boys Association. The main navigation includes 'Forums', 'Members', and 'Calendar'. A search bar is located on the right. The 'Part-1 Orders' section contains the following table:

Forum	Stats	Last Post Info
Photos Information for members on the latest photos that have been placed on the main site. Click here to go straight to the Galleries.	7 Topics 12 Replies	03 October 2009 - 05:08 PM In: Latest photos By: George T
New members Information on the latest new members to the Association. Click here to go straight to the full list of members.	4 Topics 3 Replies	10 October 2009 - 04:19 PM In: New Members By: George T
New Features The latest enhancements and new features	12 Topics 30 Replies	22 September 2009 - 11:21 AM In: Forum design By: George T
Memories Information on the latest members memories that have been placed on the site. Click here to go straight to the full list of memories available.	1 Topics 9 Replies	25 October 2009 - 10:28 AM In: Latest memories By: George T
General Information for our members, not yet covered elsewhere.	11 Topics 11 Replies	12 August 2009 - 03:17 PM In: Battalion Structure & P... By: George T

The sidebar on the right includes a 'View New Content' link circled in red, a 'Recently Added Topics' list, and a 'Watched Content' section.

### Remember! As Members, it's our Association but your Forum!

George Tether has also kindly included the possibility of linking members of the Ex-Boys' Association to their own web sites from the "Members" list. In computing, a hyperlink (or link) is a reference to a document that the reader can directly follow. For example, on the Members List and on the Personal Profile, a link will be visible at the bottom of the Profile enabling Members to visit another Website. You can have up to two private link-addresses shown on your introductory-profile (the one on the "members" page that all visitors can see). Please e-mail George directly with your link (s), should you wish it/them to be published. An example is sited below:-

<b>Name</b>	Lawrence (Frank) TIDSWELL
<b>Regimental number (1st.4) &amp; Corps</b>	2391 .... RAOC
<b>Enlisted</b>	10.1962
<b>3C9bWbcl</b>	Watts ..... B
<b>Passed out with rank</b>	12.1963 .... J/Pte
<b>Discharged with rank</b>	12.1963 ....
<b>Occupation now</b>	Hotel owner
862	898
<b>For Members</b>	» 'Members' click here to see Frank's Forum-Profile » has no personal photo album
<b>Non-members</b>	<click here> for access to the "Contact-Form" if you want to contact this member.
<b>Members personal web-link(s)</b>	<a href="http://www.sunburstinn.com">www.sunburstinn.com</a> <a href="http://www.qulfbeachvacationcondos.com">www.qulfbeachvacationcondos.com</a>

An **Internet forum** or **Message Board**, such as the RAOC, REME and RCT Ex-Boys' Association, is an online discussion site where people can hold conversations in the form of posted messages. They differ from chat rooms in that messages are at least temporarily archived. Also, depending on the access level of a user or the forum set-up, a posted message might need to be approved by a moderator before it becomes visible. Forums have a specific set of jargon associated with them; e.g. a single conversation is called a "thread".

A discussion forum is hierarchical or tree-like in structure: a forum can contain a number of subforums, each of which may have several topics. Within a forum's topic, each new discussion started is called a thread and can be replied to by as many people as so wish. Depending on the forum's settings, users can be anonymous or have to register with the forum and then subsequently log in in order to post messages. On some forums, users do not have to log in to read existing messages.

A forum consists of a tree like directory structure. The top end is "Categories". A forum can be divided into categories for the relevant discussions. Under the categories are sub-forums and these sub-forums can further have more sub-forums. For example, Photos, New Members, New Features, Memories, General and Birthdays etc. The *topics* (commonly called *threads*) come under the lowest level of sub-forums and these are the places under which members can start their discussions or *posts*. Logically forums are organised into a finite set of generic topics (usually with one main topic) driven and updated by a group known as *members* and governed by a group known as *moderators*. A *post* is a user-submitted message enclosed into a block containing the user's details and the date and time it was submitted. Members are usually allowed to edit or delete their own posts. Posts are contained in threads, where they appear as boxes one after another. The first post starts the thread; this may be called the TS (thread starter) or OP (original post). Posts that follow in the thread are meant to continue discussion about that post, or respond to other replies; it is not uncommon for discussions to be derailed.

Posts have an internal limit usually measured in characters. Often one is required to have a message of minimum length of 10 characters. There is always an upper limit but it is rarely reached – most boards have it at either 10,000, 20,000, 30,000, or 50,000 characters. Most forums keep track of a user's postcount. The postcount is a measurement of how many posts a certain user has made. Users with higher postcounts are often considered more reputable than users with lower postcounts. Some forums have disabled postcounts in the hopes that doing so will reduce the emphasis on quantity over quality of information.

**Remember! As Members, it's our Association but your Forum!**

RAOC, REME & RCT Ex-Boys Association

## Part-1 Orders

Forum	stats	Last Post info
 <b>Photos</b> Information for members on the latest photos that have been placed on the main site. Click here to go straight to the Galleries.	5 Topics 5 Replies	07 January 2012 - 05:37 PM In: Latest photos By: George T
 <b>New members</b> Information on the latest new members to the Association. Click here to go straight to the full list of members.	4 Topics 4 Replies	07 January 2012 - 05:37 PM In: New Members By: George T
 <b>New Features</b> The latest enhancements and new features.	15 Topics 31 Replies	30 May 2011 - 11:11 AM In: The BOY SOLDIER By: George T
 <b>Memories</b> Information on the latest members memories that have been placed on the site. Click here to go straight to the full list of memories available.	1 Topics 1 Replies	10 November 2011 - 12:23 PM In: Latest memories By: George T
 <b>General</b> Information for our members, not yet covered elsewhere.	6 Topics 4 Replies	23 November 2011 - 08:38 AM In: RAOC Gazette By: George T
 <b>Birthdays</b> Just in case you want to congratulate someone personally!	12 Topics 0 Replies	10 March 2010 - 12:49 PM In: JANUARY By: george



   **juniorleadersraoc.co.uk**  
Forum for members of the Ex-Boys Association

Search:  Search  
Advanced search

## New Forum Software and Layout

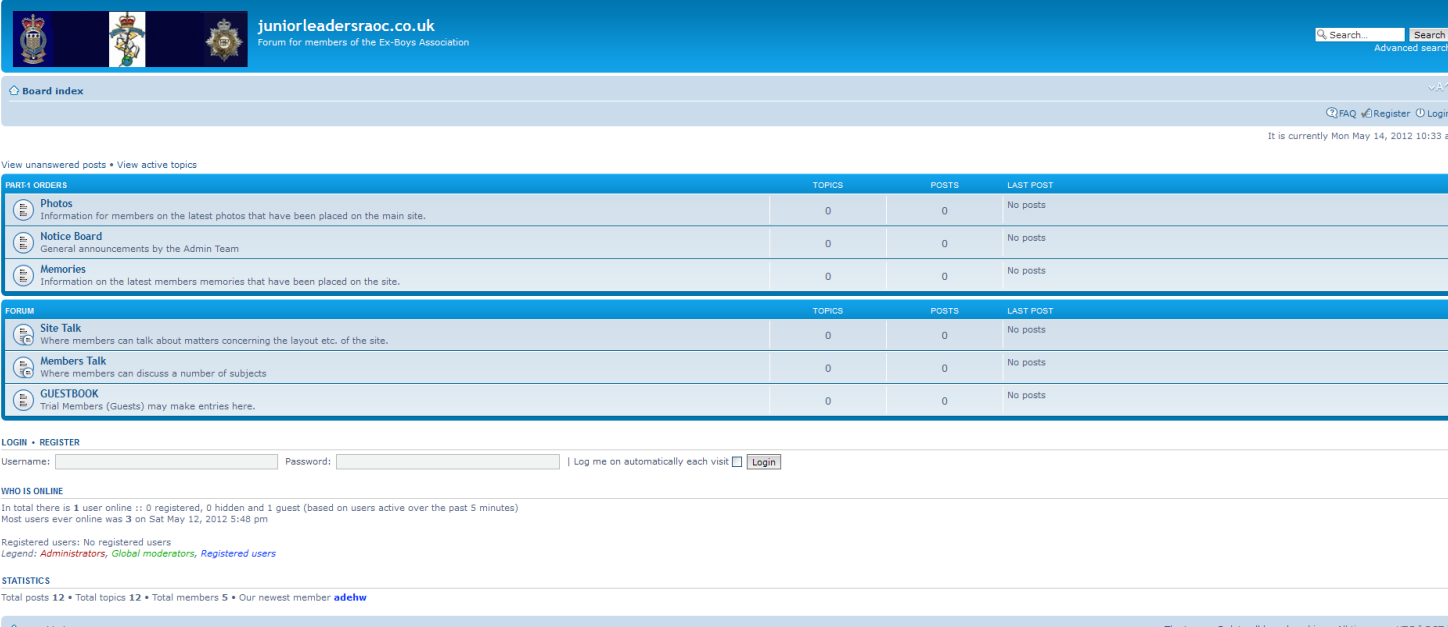
Having pointed out the advantages of visiting the forum, please note that we will be moving to a **NEW FORUM** software before the end of this year.

The reason for this move is that the current software only runs under a licence for which we have to pay for and renew every six months, this is a cumbersome procedure involving bank-transactions between USA, UK and Germany. The new software is not only much easier to maintain but is also free to use.

George Tether is currently working on transferring all of our over 660 user-profiles to the new forum. This is quite a laborious process as it can only be done by hand (copy & paste) from one forum to the other.

Due to the huge work load involved, George has set himself a target of August 2012 for completion. All links to the forum & profiles will then be amended to point to the **NEW** forum. No further payment will be made for the old forum, thereby causing the software to be locked. All files will then be deleted.

Below is a view of the layout:



**juniorleadersraoc.co.uk**  
Forum for members of the Ex-Boys Association

Board index

View unanswered posts • View active topics

PART 1 ORDERS	TOPICS	POSTS	LAST POST
<b>Photos</b> Information for members on the latest photos that have been placed on the main site.	0	0	No posts
<b>Notice Board</b> General announcements by the Admin Team	0	0	No posts
<b>Memories</b> Information on the latest members memories that have been placed on the site.	0	0	No posts

FORUM	TOPICS	POSTS	LAST POST
<b>Site Talk</b> Where members can talk about matters concerning the layout etc. of the site.	0	0	No posts
<b>Members Talk</b> Where members can discuss a number of subjects	0	0	No posts
<b>GUESTBOOK</b> Trial Members (Guests) may make entries here.	0	0	No posts

LOGIN • REGISTER  
Username:  Password:  | Log me on automatically each visit  [Login](#)

**WHO IS ONLINE**  
In total there is 1 user online :: 0 registered, 0 hidden and 1 guest (based on users active over the past 5 minutes)  
Most users ever online was 3 on Sat May 12, 2012 5:48 pm

Registered users: No registered users  
Legend: [Administrators](#), [Global moderators](#), [Registered users](#)

**STATISTICS**  
Total posts 12 • Total topics 12 • Total members 5 • Our newest member [adehw](#)

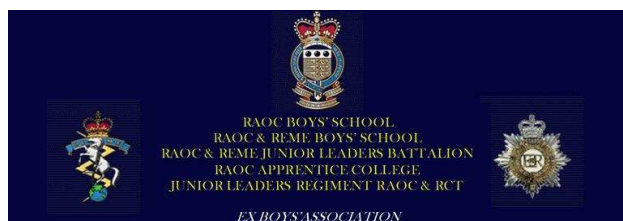
Board index

The team • Delete all board cookies • All times are UTC [ DST ]

Each and every member will be informed by mail when their profile has been transferred and again, when the new forum is active. You **WILL NOT BE ABLE TO LOG-IN TO THE NEW FORUM** before that second email has been sent. Nor will you have access to the site after that date if your **correct email address** is not known to us!

**We cannot stress how important it is that you let us know of any changes to your contact details, as soon as possible - (Address, Telephone number and, most especially - email address).**

**Remember, as Members, it's our Association but your Forum!**



# Membership Numbers



Date	Membership Numbers	Membership History of the Ex Boys' Association
Jun-11	599	A sunny June brought <b>599</b> Members
Jul-11	605	July witnessed our <b>600<sup>th</sup></b> Member – Excellent News!
Aug-11	614	In August we celebrated with a <b>614</b> members of the Association
Sep-11	620	The Rugby World Cup brought Membership to <b>620</b>
Oct-11	624	Hallowe'en brought Membership to <b>624</b> Members – Scary!!
Nov-11	630	Guy Fawkes brought an exploding <b>630</b> Members to the Association!
Dec-11	637	The crisp white snow and Santa Claus brought us to <b>637</b> Members
Jan-12	640	The January New year Sales brought us to <b>640</b> members
Feb-12	649	A Romantic Valentine's Day gave us a healthy <b>649</b> Members!
Mar-12	659	The March Hare brought a Hopping <b>659</b> Members!!
Apr-12	662	The April Showers along with a Hose Pipe Ban brought us <b>662</b> Members
May-12	663	The May Day Holiday brought Membership levels to 663 Members



RAOC BOYS' SCHOOL  
RAOC & REME BOYS' SCHOOL  
RAOC & REME JUNIOR LEADERS BATTALION  
RAOC APPRENTICE COLLEGE  
JUNIOR LEADERS REGIMENT RAOC & RCT

*EX BOYS' ASSOCIATION*

# New Members on Parade

- 629 David John HILBORN - Baker 1970-72  
630 James KELLY - Parsons 1970-72  
631 Anthony Dudley CROWHURST - 1974-75  
632 David Lewis HABGOOD - Hill 1963-65  
633 Paul Brian MOSS (REME) - Parsons 1972-73  
634 Peter William UPTON - Body 1962-65  
635 Curtis Vaughn CHERRY - Arakan 1985-86  
636 John HARDCASTLE - See 'Comments' 1971-73/1979-80  
637 Timothy Robert NEWNES - Benghazi 1984-85  
638 - Roger RUDD - Baker 1970-72
- 639 - William Smith MURRAY (REME) - Watts 1970-71  
640 - Roy EDDINGTON - Berlin 1984-85  
641 Trevor Robert BOYCE - Steevens 1959-61  
641 Michael John FRYER (REME) - Baker 1957-58  
642 Brian WICKS - Parsons 1961-63/64 David Alexander DEWAR - Horne 1972-74  
644 Derek CATTERALL - Baker 1970-72  
644 - Maj. Gen. David Leslie Burden  
645 Keith Jervis JONES - Brunei 1978-79  
646 William CHAMBERS - 1968  
647 Robert Walter CHARLTON - Cutforth 1973-74  
648 Colin James WESTWOOD - Watts 1965-67
- 649 Michael TIPPER - Mulcahy 1962-64  
650 William John EGBEARE (REME) - Tope 1958-60  
651 Ian FOSTER - Anguilla 1976-77  
652 Graham PYE - Arakan 1975-76  
653 Michael John WHITE (REME) - Rowcroft 1969-70  
654 Michael Ian BARR - Hill 1962-64  
655 Alan Michael VANSTONE - Steevens 1965-67  
656 Alan James JENSEN - Parson & Body 1964-66  
657 Andrew Thomas CARR - Steevens 1971-73  
658 Raymond John Edward (Jim) BOND - Gordon 1964-66  
659 David BURKILL (REME) - Cutforth 1971-73  
660 Raymond Howard DICKENS - Boys Training Wing 1946-47  
661 Terry JENNIANS - Burma 1976-78



RAOC BOYS' SCHOOL  
RAOC & REME BOYS' SCHOOL  
RAOC & REME JUNIOR LEADERS BATTALION  
RAOC APPRENTICE COLLEGE  
JUNIOR LEADERS REGIMENT RAOC & RCT



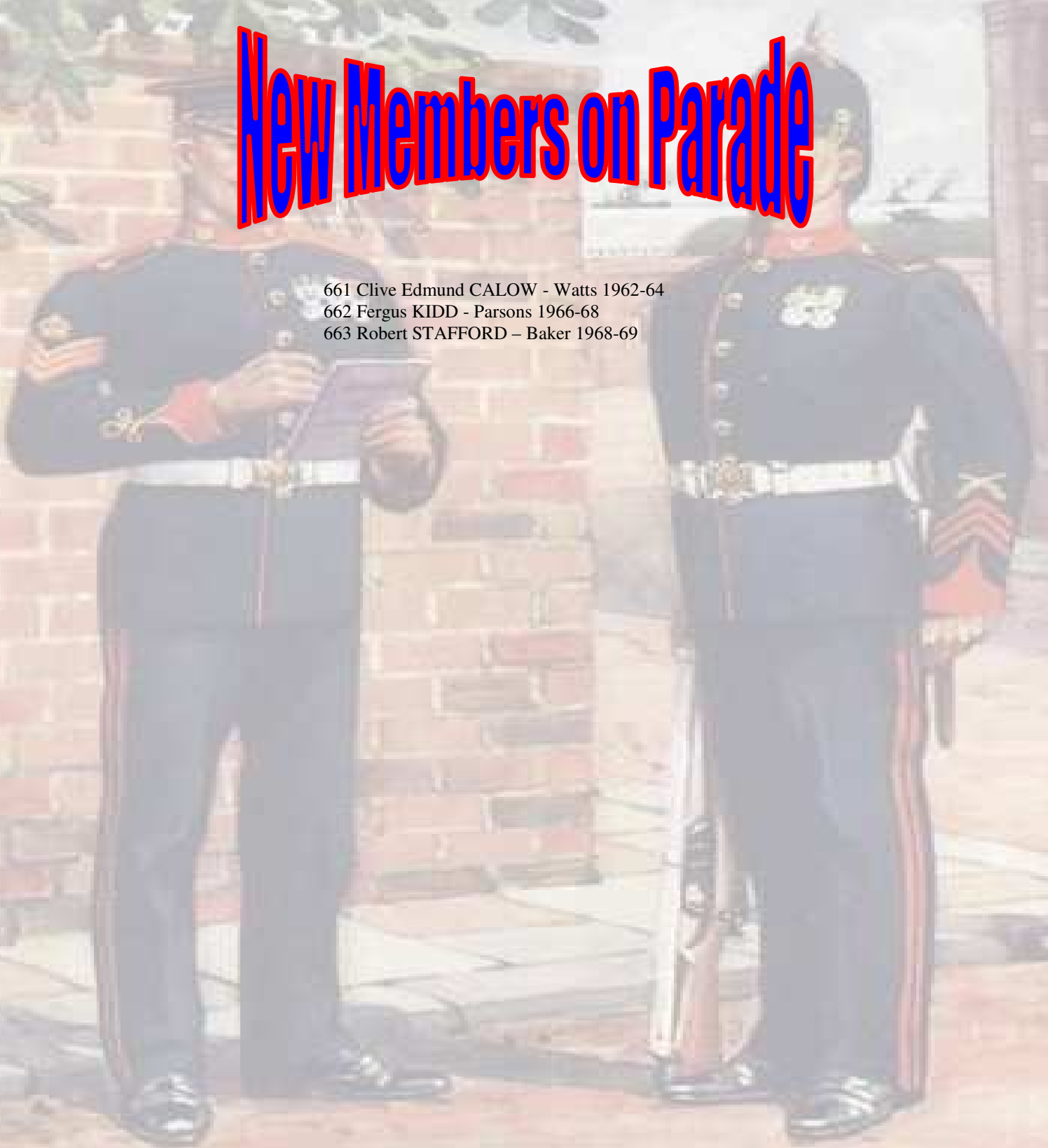
*EX BOYS' ASSOCIATION*

# New Members on Parade

661 Clive Edmund CALOW - Watts 1962-64

662 Fergus KIDD - Parsons 1966-68

663 Robert STAFFORD - Baker 1968-69





RAOC BOYS' SCHOOL  
 RAOC & REME BOYS' SCHOOL  
 RAOC & REME JUNIOR LEADERS BATTALION  
 RAOC APPRENTICE COLLEGE  
 JUNIOR LEADERS REGIMENT RAOC & RCT



*EX BOYS' ASSOCIATION*



This is the **final** Bugle Call for all members of the Ex-Boys' Association to get their Annual Leave Passes ready and primed for the 4<sup>th</sup>, yes 4<sup>th</sup> Biennial Reunion which is to be held at the Holiday Inn, Coventry on Saturday 11<sup>th</sup> August 2012!

Located in the heart of England, the Holiday Inn Coventry (M6 J2) is a spacious purpose built hotel with air conditioning. The hotel is situated on the outskirts of the historic city of Coventry. It enjoys a prime location benefiting from the motorway networks of the M6, the M1 and the M69. The Holiday Inn Coventry is only a 30 minute drive from Birmingham Airport and a 20 minute drive from the Birmingham National Exhibition Centre (NEC).

The hotel is a perfect base for exploring Coventry and Warwickshire. Just a short drive from the hotel you can visit the historic castles of Kenilworth and Warwick, the stately homes and gardens at Stoneleigh Abbey and Coombe Abbey.

For the motor enthusiast, there is Silverstone and Mallory Park motor racing circuits, Coventry Transport Museum and the Heritage Motor Centre, all within easy reach. Back in the hotel after a day exploring, treat yourself in the Spirit Health Club with the heated Swimming Pool, before the 4<sup>th</sup> Bi-Annual Ex-Boys' Association Reunion!



## Warning Notice

### Ex Boys' Association Reunion Dinner

<http://www.juniorleadersraoc.co.uk>

Saturday 11<sup>th</sup> August 2012

Holiday Inn (M6 J2)

Hinckley Road

COVENTRY

CV2 2HP

**Date:** Saturday 11<sup>th</sup> August 2012

**Dinner:** £20 per person (Drinks not included)

**Payment:** Cheques to cover the cost of the Dinner (£20 per person) must be made out to – “*Ex Boys' Association*” - and forwarded to our Treasurer – Mr. Brian Wild by 30<sup>th</sup> June 2012.  
Please include, with the cheques, the names of those attending as well as your own address to:-

[Mr. Brian J. Wild \(Treasurer\) \(Contact details via the Website Link\)](#)

*The Hotel requires full payment by the Association for the dinner by 21<sup>st</sup> July 2012 and therefore Dinner costs cannot be refunded following that date.*

**Dress:** Collar & Tie (Blazer, Sports Jacket or Suit)

**Partners:** Members may bring their wives/partners to this function.

Those staying on the Friday evening are invited to attend an informal drinks evening in the Bar.

**Drinks:** There will be a reduction of 20% off all drinks from the bar for those attending this Reunion

**Accommodation:** Single Room

- £40 Bed and Breakfast per night

Double/Twin Room

- £55 Bed and Breakfast per Room per night (that is £55 for 2 people, not each)

Two night rate:

- £109 Bed & Breakfast and Dinner on the Friday evening (That is £109 for 2 people, not each)

*Only a limited number of rooms are available at the above rates for Friday Night.*

*First come first served and you should obtain confirmation of rates for additional nights with the Hotel when booking.*

*The Hotel can cater for 180/200 for our dinner; with 140 booking for the 2010 event early booking in 2012 will be essential.*

### **Reservations:**

- *A total of 100 rooms, for Saturday Night, will be on hold for Members until 30<sup>th</sup> June 2012, following that date any remaining rooms will be available for Non Members.*
- *Any unreserved rooms will be handed back to the Hotel on 21 July 2012*
- *It will be the responsibility of those attending to book their own accommodation for the nights they require and to settle their account personally on departure.*

### **Confirmation of Attendance**

- **Members** are asked that following their Hotel reservation they inform **Bill Chamberlain** of their commitment to attend by providing details of attendees and number of nights booked.
- **Non-Members** - Should any Non Members be interested in attending, they are advised to visit the website to view details and should then contact **Bill Chamberlain** – [via the link provided](#), requesting that they be placed on the [Reserve List](#).

From the 1<sup>st</sup> July 2010 those on the [Reserve List](#) may be allocated any Dinner places remaining.

Room Reservations must be made before 21<sup>st</sup> July 2012 when any unallocated rooms will then be handed back to the Hotel

The Hotel requires full payment for the dinner, from the Association, 21 days before the event and therefore no Dinner costs can be refunded following that date.

## Travel Information

### Transportation to and from Hotel Birmingham International Airport (BIR)

Distance: 19 Miles / 30.58 Kilometres South East to Hotel

Taxi Charge (one way): Approx £34.00 (GBP)

Time by taxi: Approx 30-40 mins

Train Charge (one way): Approx £6.00 (GBP)

Time by train: 25 mins

Join M6 motorway at junction 2, exit junction 4, follow signs for Airport

### Coventry Airport (COV)

Distance: 7.5 Miles / 12.07 Kilometres

Taxi Charge (one way): Approx £16.00 (GBP)

Time by Taxi: Approx 15 mins

Follows B4082, on to the A46 and then onto A45

### Train

Station Name: Coventry Train Station - Town Centre

Distance: 4.5 Miles / 7.24 Kilometres

Taxi Fee from Train Station: Approx £11.00 (GBP)

Follow the signs for the A4600 towards the city centre, get onto the Ring Road and follow the signs for the Train Station



Holiday Inn  
COVENTRY M6, Junction 2

HINCKLEY ROAD  
COVENTRY

CV2 2HP

Hotel Front Desk: 02476 - 587 400 [or](tel:0871-9429021) 0871-9429 021 ([Option 7](#)) (10 pence a minute)

Best time to ring is 09:00 Hrs – 16:30 Hrs Monday - Friday

Please note **ALL** costings and distances are **approximate** and should be clarified



Members will be interested to know that we have a continuing and ever expanding library of images available that may well be from their era whilst in Boys Service. Please take a few moments and look at the Photo Gallery, which is updated on a regular basis.



We **NEED** your input of photographs to keep the site **ALIVE, KICKING** and **INTERESTING!!**

<a href="#">1930-47 Index</a>	<a href="#">Examples</a>		<a href="#">1948-50 Index</a>
<a href="#">1951-54 Index</a>	<a href="#">Toy Soldiers</a>	<a href="#">1955-57 Index</a>	<a href="#">1958-60 Index</a>
<a href="#">1961-63 Index</a>	<a href="#">1964-66 Index</a>	<a href="#">1967-69 Index</a>	<a href="#">1970-72 Index</a>
<a href="#">1976-78 Index</a>	<a href="#">1979-81 Index</a>	<a href="#">1982-84 Index</a>	<a href="#">1985-89 Index</a>
<a href="#">1990-92 Index</a>			

**Photo Index of the Ex-Boys' Association**

George Tether has been particularly busy (in fact, he's always busy for the Association!) with the photo indexing of **ALL** our photos that have been kindly donated to the RAOC, REME and RCT Ex-Boys' Association.



You will find this section when you click on to the Photo Gallery Section of the Home Page. Simply scroll down the page until you find the subject matter or years you are looking for and then click the line under the photo on the main-index page, thanks to George, it couldn't be simpler.

## General Information

There are now quite a few new web sites that have information associated with the RAOC, REME and RCT. Additionally, there are many ex-boys and permanent staff from the RAOC, REME and RCT that do not know of these different sites or whom do not use a computer. If you know anyone who is an ex-Boy or Junior Leader or perhaps an ex-member of the Permanent Staff, then please try and pass them on any information to assist our organisation to grow and expand our site and find a venue for them to meet up with old friends and former colleagues.

If on browsing the site you recognise any faces in the photographs or perhaps there is a mistake in a location or name of an individual, please feel free to inform the Site Administrator so that we can update the information. Additionally, if you can remember any names and dates of people who served with you, we would also like this information to complete the roles for historical purposes.

If you have any recommendations to improve the Website or this Newsletter, please feel free to provide your ideas for consideration via [www.juniorleadersraoc.co.uk](http://www.juniorleadersraoc.co.uk)

## RAOC on Line



The Aim of RAOC on Line Forum is to foster comradeship between those who served in the Royal Army Ordnance Corps of all ranks, trades, ages and gender; including those former RAOC Members still serving.

RAOC on Line forum is FREE for all to view and only requires a simple on-line FREE registration to enable you to reply to or post new messages. The RAOC on Line Fellowship Branch of the RAOC Association exists for former RAOC to interact beyond the Forum

If you are not already a member, perhaps you should consider RAOC on Line who will put you in touch with the nearest Branch of the RAOC Association and perhaps former comrades in the Royal Army Ordnance Corps.

NEWSLETTER

NEWSLETTER

NEWSLETTER

NEWSLETTER

If any member would like to submit articles for inclusion - for example, a book review or anything connected with Boys Service - into the next Edition of the Ex-Boys' Association Newsletter - please contact in the first instance

## Adrian Hayward -Wills

Alamein Platoon (RAOC) 1981 – 1982





RAOC BOYS' SCHOOL  
RAOC & REME BOYS' SCHOOL  
RAOC & REME JUNIOR LEADERS BATTALION  
RAOC APPRENTICE COLLEGE  
JUNIOR LEADERS REGIMENT RAOC & RCT

*EX BOYS ASSOCIATION*



### Committee Information

It has been found necessary to circulate the Membership to see if there are any of you interested in coming on board, to take over from Bill Chamberlain, the sourcing of ex-Boys and to assist those seeking to locate ex-Pals.

Bill indicated that he would be relinquishing this role at the end of 2011; however no one has come forward to indicate a willingness to carry on this valuable and worthwhile side of our business.

**Bill has kindly agreed to carry on searching for "lost pals" and assisting in reuniting old friends but is adamant that he will give up doing this by the time the August 2012 Reunion takes place.**

Having carried out this role out for over 7 years - undertaking searches, assisting in maintaining the Roll and contacting ex-Boys by whatever means possible and also trying to help ex Boys find Lost Pals, he feels it is time to take and make, the break.

This role is of major importance, as many of you will know from experience and requires someone who has total discretion, takes pride in attention to detail, a good memory, spare time and above all, an interest in all the aspects of this rewarding role.

An interest in Family History and the use of a Family History search programme would be an advantage. Bill would be willing to help anyone taking over this role. As with all our other Admin roles, this is a voluntary position.

**If you are interested and wish to discuss this valued and important position in more detail, please email Bill Chamberlain, supplying a contact home phone number or perhaps meet Bill at the Reunion! What better place to discuss!!!**





Please remember: Armed Forces Day is on Saturday 30<sup>th</sup> June 2012; there will be an event near you.

# Armed Forces Day

## Saturday 30th June 2012



## RAOC Association



In 2007, the RAOC Charitable Trust converged with The RLC Association Trust and RAOC funds were transferred to the RLC. These funds and those of the RPC, ACC and RLC are invested as a long term reserve.

Income from the RLC Days Pay Scheme supports benevolence, fraternity activity and administration of the Forming Corps Associations, managed by the RLC RHQ Secretariat.

The RAOC continues to maintain two committees; the RAOC Council which replaced the Board of Trustees, and the RAOC Association which continues to function as before.

The Association aims to create and cherish comradeship, foster the interests of members and their families, look after those who suffer hardship by maintaining contact with members and the appropriate welfare agencies, which includes; SSAFA, the British Legion, RLC Benevolence and the Army Benevolent Fund.

Regular meetings, social events and the twice yearly RAOC Gazette provide the means for all members to contribute to the successful achievement of these aims.

The Association has 21 Branches with approximately 2500 members! There are 15 regional branches which cover the following areas: Ashchurch, Berks/Hants/Surrey, Bicester, Birmingham, Chilwell/East Midlands, Corsham/Bristol, East Anglia, Isle of Wight, Kington/Didcot, London, Merseyside, Newcastle, Salisbury, Scotland and York.

In addition to these local branches there are a further 6 branches with country wide membership; RD & MTI, RAOC On Line, Golf Society, Rugby Football, TA and the Vehicle Specialist Fellowship.

All these branches run their own social gatherings while there are two main events each year which are organised centrally: the Association Reunion, AGM and Dinner in April, and Corps Sunday in July.

Membership is open to all personnel of the Regular and Territorial Army who served in the RAOC, RASC/RCT, RPC, ACC and RLC. Former members of the ATS and WRAC who served with the RAOC will also be most welcome to join. Membership fees vary and are paid to the branches.

The RAOC Officers' Club, which remains independent of the RLC, has 750 members and holds its AGM and Dinner in October each year, membership costs just £5.00 per year.


Two RAOC Gazettes are published each year and delivered to members of the Association and the Officers' Club. The Gazette includes the dates and applications for attendance at the RAOC social events organised by the RAOC Secretary and RHQ The RLC.

If you would like further information, please contact the RAOC Secretary at the following address:-

Dettingen House  
The Princess Royal Barracks  
Deepcut  
Surrey  
GU16 6RW

Telephone: 01252 – 83 33 76

Email: [raocassociation@rhqtherlc.org.uk](mailto:raocassociation@rhqtherlc.org.uk)



# Royal Electrical & Mechanical Engineers

The aim of the REME Association are:-



- To foster the esprit-de-corps and well being of the Corps.
- To keep those who have served in or with REME in touch with one another with a view to keeping alive a spirit of comradeship.
- To establish links between the serving and ex-Service members of the Corps with a view to helping the former during resettlement from Service to civilian life.
- To help, in conjunction with the REME Benevolent Fund and other welfare agencies, both serving and ex-Service members of the Corps and their dependants who find themselves in difficult circumstances.



In addition, the aims of the REME Benevolent Fund are:

To assist or benefit any such persons serving or having at any time served in the Corps or being dependants, wives, widows (whether or not remarried) or issue of persons (whether living or dead) serving or having served in the Corps as may from the time being be in need of charitable assistance or benefit. The REME Benevolent Fund welcomes donations and legacies to assist it in its work.

The REME Benevolent sells Christmas cards in furtherance of its work and details can be obtained from the Secretary. The REME Association has the following branches within the United Kingdom. Most branches meet monthly and details can be obtained from the REME Association Secretary. Life membership of the REME Association costs just £10.



**THE REME ASSOCIATION**



**EXTENDS THE HAND OF FRIENDSHIP**  
To ALL Serving and Retired Members of the Corps

**Join**

The Secretary of the REME Association

Captain G M Anderson (Retd)  
RHQ REME  
Isaac Newton Road,  
Arborfield, Berkshire, RG2 9NJ  
United Kingdom

Tel: 0118 976 3219  
Fax: 0118 976 3672

Email: [association@reme.org.uk](mailto:association@reme.org.uk)





## SERVING

Ex-regimental members  
and their families



**Patron:** HRH The Duke of Gloucester KG GCVO.

**President:** Major General G.E.C Carrington CB, CBE **Chairman:** Lieutenant Colonel R.E Wills.

**Controller:** Lieutenant Colonel M.J.B Graham



For the past several hundred years, men and women have served in transportation regiments for land sea and air in British Army units; they have been imperative in the movement of vehicles, supplies and personnel and have often seen action on the front lines some have even been awarded medals for gallantry and valour.

Strong comradeship to regiments, squadrons and units have forged deep loyalties and bonds that often last for a lifetime. Ex-personnel and those who have worked closely with these regiments can retain their link by becoming members of The Royal Army Service Corps and the Royal Corps of Transport Association.

The Association, as we know it today, was the result of the formation of The Royal Corps of Transport (RCT) in 1965 but the origins can be traced back over two hundred years to the first South African wars of the eighteenth century, when a memorial fund was set up to look after the interests of returning war veterans.

The first major development was in 1927 when Royal Army Service Corps (RASC) clubs and funds were amalgamated to form The Royal Army Service Corps Association. At that time there were Branches world-wide, from European Countries in the West, through Egypt in the Middle East to China in the Far East. Following the Second World War many new Branches were formed throughout The United Kingdom by men who wished to retain those bonds of comradeship forged in difficult times.

In 1939, there were 10,000 members of the regiment but by 1945 there were 135,000 and one soldier in ten was wearing an RASC cap badge, as such the association has been there to embrace and to aid a vast number of ex-personnel.

In 1965, the Corps was re-named The Royal Corps of Transport and the association assumed its present title. Membership then included some ex-members of The Royal Engineers whose trades had been transferred to the new Corps. The Association is for all former members of the regiment and for those who have had close links, members often participate in the meetings and activities of branches closest to them. Branches interact with each other on a regional and national basis through direct contact and through the association HQ


The Controller  
RASC and RCT Association  
Dettingen House  
The Princess Royal Barracks  
Deepcut  
Camberley  
Surrey GU16 6RW

Tel: 01252 833391 Ext 5391 (Controller Secretary)  
01252 833397 Ext 5397 (Accounts/Shop)  
01252 833398 Ext 5398 (Benevolence)

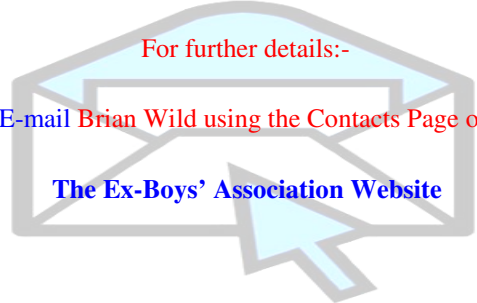


**RAOC Ex-Boys' Association Wall Plaques**

Our Founder and Chairman, Mr. Paul Jones has commissioned and secured a limited number of RAOC Wall Plaques. These superb quality wall shields are on sale for £20 plus £2.50 postage. If paying by PAYPAL, please add an additional £2.00 to cover PAYPAL's fees.



These delightful plaques can be obtained by contacting Brian Wild - Secretary and Treasurer - providing your name and address and a cheque for £22.50 made payable to: - *“Ex Boys' Association”*





For further details:-

E-mail Brian Wild using the Contacts Page on  
[The Ex-Boys' Association Website](#)

**CD of Edinburgh Tattoo - For Sale**

There is also a CD of the Edinburgh Tattoo of August 1961, £10 plus £2. Post and Packaging. If paid for by PAYPAL, please add an additional £2.00 to cover PAYPAL's fees – many thanks. For further details, please e-mail Brian using the Contacts Page on the Website.



1902

The


1992



# Royal Army Ordnance Corps Gazette



The Journal of the Royal Army Ordnance Corps and Ordnance Services,  
and the Official Organ of the RAOC Association



## THE RAOC GAZETTE



In the past, you could find extracts of the RAOC Corps Gazette on the Ex-Boys Association website that were copied from an original owned by one of our members or extracted from official Gazettes by permission of the RLC/RAOC Association & Museum.

The RLC Museum now has plans to digitalise all RAOC Gazettes for viewing on-line and feel that we may undermine that project by displaying the images for viewing. They have also advised that Copyright may be being breached.

**We have therefore, reluctantly, removed the Gazette extracts from our site**

The first phase of placing the RAOC Gazettes (1914-1964) online has been completed and these are now available for viewing. A charge (or subscription) will be made to view the Gazettes. <http://www.rlcarchive.org/>

You can visit the RLC Museum Website to keep yourselves abreast of events:-

<http://www.rlcmuseum.co.uk/docs/majorholdings.html>

### Corps Journals

The RLC Museum archive holds a complete set of RLC and forming Corps Journals dating from the nineteenth century to the present day. These are available for consultation in both hard and electronic copy.

The Corps Journals provide information on Corps activities, unit news, Corps sport, operations and it is also possible to glean information on individual soldiers and officers on such matters as gallantry awards, transfer between units and promotions etc.

What remains in force is that, as in all other sections of our web-site and Newsletter, we are totally dependent on material sent in by you, our fellow members; this can be from private collections or perhaps from internet auction houses such as eBay or QXL.com

If you have **ANY** material that may help to complete the picture of life as a Boy Soldier, be it photos, your personal memories, certificates, badges or any other item you think may be of use to the site, please do not hesitate to contact us.



RAOC BOYS' SCHOOL.  
 RAOC & REME BOYS' SCHOOL.  
 RAOC & REME JUNIOR LEADERS BATTALION  
 RAOC APPRENTICE COLLEGE  
 JUNIOR LEADERS REGIMENT RAOC & RCT



EX BOYS' ASSOCIATION


COLLEGE MAGAZINES COLLEGE MAGAZINES COLLEGE MAGAZINES COLLEGE MAGAZINES



Members of the Ex Boys' Association may be interested to know that we are now – *thanks to members of the Ex-Boys' Association, Ron Richardson & Mike Comerford* – in possession of a fine collection of College Magazines known as **The Boy Soldier & The Thunderbolt**.

This Magazine is currently on-line and is free to Members wishing to download a copy for their records. The Boy Soldier (RAOC Boys School) and The Thunderbolt Magazine, provides a unique and personal insight into College life.

Below are examples currently on-line of the Thunderbolts we already have. Clearly the Association is keen to obtain a complete collection and would welcome further donations. Please contact Adrian Hayward-Wills or George Tether in the first instance via the Contacts Page.



Winter 1960 Spring 1961 Winter 1961 Summer 1970 Summer 1971



Summer 1974 Spring 1981 Summer 1982 Summer 1983 1984

## Newsletter General

A regular and popular section of the Ex-Boys' Association Newsletter is the Book Review.

This particular section entitled "**Book Review**" includes reviews on relevant RAOC, REME and RCT books, both recently published and out-of-print books and perhaps members' own books that they have written and would like to be given a wider audience. Furthermore, where possible, this section will include a review on one of the subjects covered in the Newsletter.

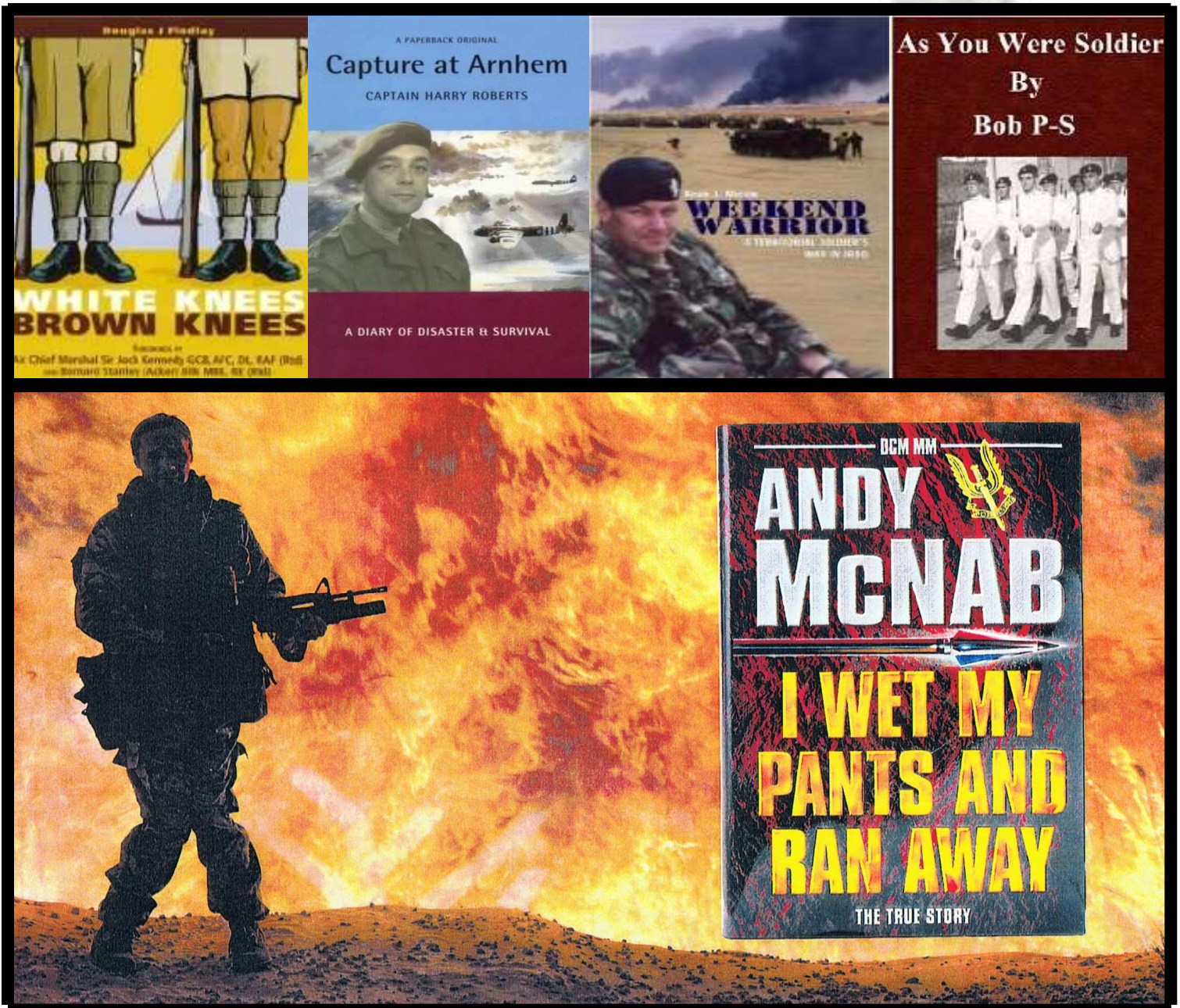
Should any of our members have an RAOC, REME or RCT associated book that they would like to do a review on, feel free to contact me using the Contacts page on the website.

I have included a number of useful pieces of information on the book, which include the following: -

- **Hardcover/paperback**
- **Publisher details**
- **Language details**
- **ISBN details**
- **Book Dimensions details**



Future books for review in the Ex-Boys' Association Newsletter include the following books - [apart from the Andy McNab SAS one!!!!](#)



## Know Your RAOC/REME and RCT Wall Shields

### Adrian Hayward-Wills

Military Wall Shields have played an important part in Army life. In this now popular and regular feature - which was started in the Summer Edition Newsletter (2011) - are pictures of Wall Shields from various Army units connected with the RAOC, REME and RCT.

Perhaps you may have a shield hanging on your wall at home and would like it featured in this particular section – better still, take a picture of it and send a short article about the Unit you served in! Association readers WILL be interested in your article.

Please contact Adrian Hayward-Wills (Newsletter Editor) in the first instance



## Know Your RAOC/REME and RCT Wall Shields

Most Army Wall Shields have the same basic dimensions, these measurements being approximately 6 inches (15cms) in width and approximately 7 inches (18cms) in height. Mainly constructed of wood but I have seen some in a composite material.

Four of the largest collections in the country I have seen are that of RMA Sandhurst, the Tower of London, H.M.S Victory and more recently, at Bramshill Police Academy in Hampshire and a smaller one at the National Arboretum, Alrewas.

So go on, photograph your wall shield - preferably against a white background – and send to me and receive the adulation you deserve!!





As always, still impresses and produces objects of interest associated with the Royal Army Ordnance Corps, the Royal Corps of Transport and the Royal Electrical and Mechanical Engineers. Below are some examples of recent finds on eBay - in particular this REME Horse Brass, presented in what appears to be excellent condition; this Horse Brass would be a fine addition to your Fireplace!!

A **Horse Brass** is a brass plaque used for the decoration of horse harness gear, especially for shire and parade horses. They became especially popular in England from the mid-19th century until their general decline alongside the use of the heavy horse, and remain a collectors item today. In ancient Rome, horse harnesses were sometimes embellished with horse brasses, known as phalerae, cut or cast in the shape of a boss, disk, or crescent, most often used in pairs on a harness.

In medieval England, decorative horse brasses were in use before the 12th century, serving as talismans and status symbols but extensive, original research by members of the National Horse Brass Society has shown that there is no connection whatsoever between these Bronze amulets to the working-class harness decorations used in the mid-19th century which developed as part of a general flowering of the decorative arts following the Great Exhibition. There are a great deal of die-hard, unfounded myths surrounding these decorations such as their usage as amulets to ward off the "evil eye".



The most popular size is 3 × 3½ inches of flat brass with a hanger by which the brass threaded onto a horse harness strap, known as a Martingale. In England, many of these items of harness found their way into country public houses as the era of the heavy horse declined, and are still associated today as a pub decoration. By the late 19th century heavy horses were decorated with brasses of all kinds and sizes. During this era working horse parades were popular throughout the British Isles and prize or merit awards were given, some by the Royal Society for Prevention of Cruelty to Animals (RSPCA).

Horse brasses were often highly prized by the "carters", who decorated their horse with them. Other horse brass subjects include advertising, royalty commemoration, and in later years, souvenir brasses for places and events, many of which are still being made and used today.

Collecting horse brasses for their own sake other than as decorations for harness seems to have commenced around the mid-1890s, during which time collecting the various types of brass i.e. Face-pieces, swingers, and hame-plates etc. became a highly popular pastime amongst the upper and middle classes.



Another recent find is the RAOC Pocket Watch below, presented in working condition, A pocket watch (or pocketwatch) is a watch that is made to be carried in a pocket, as opposed to a wristwatch, which is strapped to the wrist. They were the most common type of watch from their development in the 16th century until wristwatches became popular after World War I during which a transitional design, trench watches, were used by the military.

Pocket watches generally have an attached chain to allow them to be secured to a waistcoat, lapel, or belt loop, and to prevent them from being dropped. Watches were also mounted on a short leather strap or fob, when a long chain would have been cumbersome or likely to catch on things. This fob could also provide a protective flap over their face and crystal. Women's watches were normally of this form, with a fob that was more decorative than protective. Chains were frequently decorated with a silver or enamel pendant, often carrying the arms of some club or society, which by association also became known as a fob.

An open-faced (such as the RAOC example) or Lépine, watch, is one in which the case lacks a metal cover to protect the crystal. It is typical for an open-faced watch to have the pendant located at 12:00 and the sub-second dial located at 6:00. Occasionally, a watch movement intended for a hunting case (with the winding stem at 3:00 and sub second dial at 6:00) will have an open-faced case. Such watch is known as a "sidewinder." Alternatively, such a watch movement may be fitted with a so-called conversion dial, which relocates the winding stem to 12:00 and the sub-second dial to 3:00. After 1908, watches approved for railroad service were required to be cased in open-faced cases with the winding stem at 12:00 - As per this example.

Ostensibly "practical" gadgets such as a watch winding key, vesta case or a cigar cutter also appeared on watch chains, although usually in an overly decorated style. Also common are fasteners designed to be put through a buttonhole and worn in a jacket or waistcoat, this sort being frequently associated with and named after train conductors. Pocket watches are not common in modern times, having been superseded by wristwatches. Up until about the turn of the 20th century, though, the pocket watch was predominant and the wristwatch was considered feminine and unmanly. In men's fashions, pocket watches began to be superseded by wristwatches around the time of World War I, when British Army Officers in the field began to appreciate that a watch worn on the wrist was more easily accessed than one kept in a pocket. A watch of transitional design, combining features of pocket watches and modern wristwatches, were called trench watch or "wristlet".

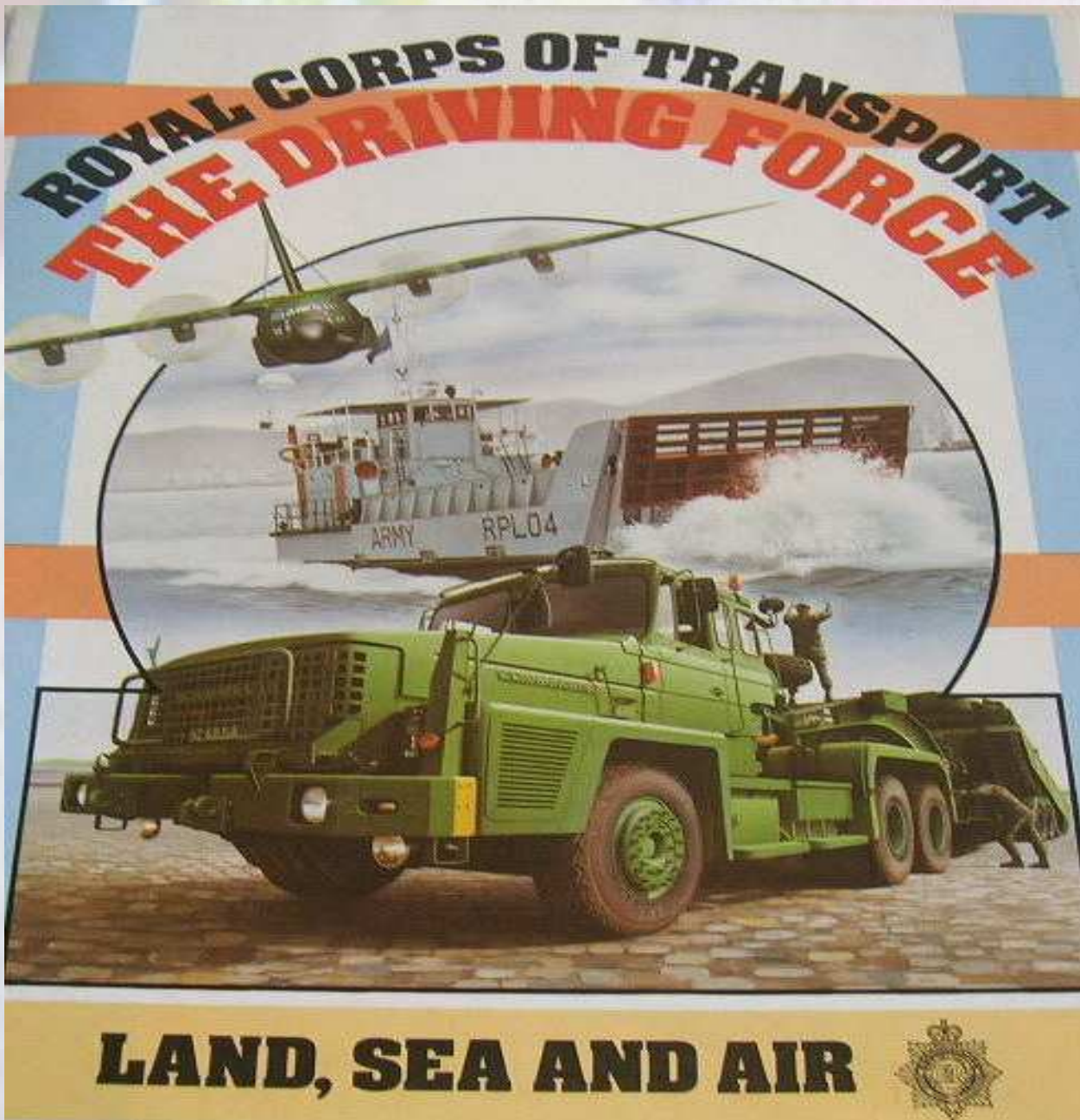
As a footnote to this short article, I believe that this RAOC Pocket Watch is a standard Pocket Watch with an RAOC Sweetheart Brooch applied to the metalwork and not a mass produced item.





Also spotted on eBay was this superb RCT Army Recruitment Poster. **Military recruitment** is the act of requesting people, usually male adults, to join a military voluntarily. Involuntary military recruitment is known as conscription. Many countries that have abolished conscription use military recruiters to persuade people to join, often at an early age. To facilitate this process, militaries have established recruiting commands. These units are solely responsible for increasing military enlistment.

Military recruitment can be considered part of military science if analysed as part of military history. Acquiring large amounts of forces in a relatively short period of time, especially voluntarily, as opposed to stable development, is a frequent phenomenon in history. One particular example is the regeneration of the military strength of the Communist Party of China from a depleted force of 8,000 following the Long March in 1934 into 2.8 million near the end of the Chinese Civil War 14 years later! Anyway, this example I would suggest is typical of that used in Army Recruiting Offices (ACIOs) in the eighties or perhaps early nineties.



End

## AFGHANISTAN – UPDATE – ADRIAN HAYWARD-WILLS



Afghanistan is one of Britain's most significant justice and security priorities. Political, judicial and security stability in Afghanistan cannot be sustained without effective judicial, security and administrative systems based on the rule of law. Promoting the rule of law is an integral part of Her Majesty's Government (HMG) approach on Human Rights and access to justice and safe custody of its detainees and prisoners.

Furthermore, it's important to Her Majesty's Government, as there are clear links to terrorism in the region and it has huge regional significance to our crime and security agenda. Promoting the rule of law in a conflict zone can help a state to increase its legitimacy, allow fairer political negotiation and uphold the implementation of political agreements.

The internal Afghan security situation in Kabul is profoundly hostile and delicate - *examples being the terrorist attacks on the British Council, United States Embassy, the shooting of two American Advisors in a Government Ministry and more recently, the attacks on the British and Japanese Embassy where an RPG flew past us and knocked out the Ghurkhas' toilet!* – is very demanding and makes close-protection travel outside the British Embassy difficult and demanding. Working at several NDS external locations as I do, I found that when the going gets tough people pull collectively with humour and camaraderie, which had and still does forge a tight knit community at the Embassy – one I will perhaps never forget.

One of my principle objectives and perhaps my main theme and one that I was personally responsible for, was to establish and leave a comprehensive Detention centre themed training regime that Her Majesty's Government (HMG) could be confident upon when transition occurs and that it should be deliverable, appropriate, sustainable and workable but more importantly, provide a long-term package to enable the Afghan government to operate its Detentions and Prison system safely, securely and humanely with an increasing limited reliance and assistance from international donors and partners.

**Below:** Pol-i-Charki Prison (taken from a Chinook helicopter) where due to security threats from insurgents whilst travelling from the Embassy and the prison, I elected to sleep and work in the prison! This prison hold just over 6, 000 prisoners!



One of the numerous problems encountered by me – *other than working in a conflict zone* – were elements of the National Directorate of Security (NDS) that were non-literate - conservative estimates would suggest that the figure in Afghanistan is as high as 70%. This particular problem was overcome by an increased student interaction and participation by making the class sessions more hands-on in substance and delivery in a direct and practical way for example, steering away from a passive style and driving towards a participatory style of delivery, this was done during classroom discussions which were engineered by me to elicit evidence of aims and learning outcomes.

Further complex issues that needed to be confronted was the widespread national and localised corruption; this type of corruption was due to poor financial remuneration, physical threats to staff and family which unfortunately is rife; this unfortunately has an adverse and disastrous affect on the delivery of command, control, decency and lastly security of prisoners.

By focusing and collaborating together at several levels both at the National Directorate of Security and at the British Embassy Kabul, I felt I developed an early and common understanding of the issues that needed shaping in terms of best practice at the NDS and through careful direction and negotiation, developed a comprehensive strategic and coherent approach that prioritised a set of realistic objectives and learning outcomes with not only the Basic Officer's Detention Centre Course but also that of the Train the Trainer training package; an innovative, influencing and impacting package that would be instrumental in change and direction and one that would allow and has enabled, Afghan Trainers to take ownership and deliver their own courses with far reaching and long lasting positive results prior to and subsequent to transition.



The Basic Officers Detention Centre Officers' training package delivered at the NDS includes amongst other subjects, Corruption and Prevention, Suicide Awareness and a UNDP delivered Human Rights awareness training package – something after careful consultation and negotiation with the UNDP, I am particularly proud of brokering, initiating and installing at the Academy. This was done to encourage the implementation of Human Rights standards and to strengthen the response to possible human rights violations in Detention Centres and Prisons.

In short, having a motivated and competent NDS Officer can create a lasting impression not only on other staff but also on prisoners. All of the training packages delivered at the NDS by me have enabled a strategic shift in focus for the long-term success of the National Directorate of Security; by training Officers and Guards with the correct values, decency, vision and expectations, as well as ensuring that they have the necessary skill sets to succeed; the sustained contribution and real impact and continuing influence on Afghan Prisons and Detention Centres is immense.

Furthermore, the aims and outcomes of the bespoke Train the Trainer training package that I installed at the National Directorate of Security, was to ensure that the NDS were able to produce a proficient, confident, safe and accountable Afghan trainer who was able to adapt to the changing needs of the Detention Centre environment and make decisions that were made on the best evidence and experience available. Moreover, I have ensured that the NDS Trainer was provided with the core skills and knowledge they needed to perform their instructional duties from the outset of their deployment at their respective Detention Centre or Training Academy and that the knowledge gained upheld the internationally recognised standards and norms associated with the safe and correct incarceration and handling of detainees and prisoners alike. In short, this enabled me to see goals and expectations turning into reality and long lasting positive and sustainable results.



As a footnote to this article one of my hobbies is riding motorcycles, at the camp where I work, there was an old unused 250cc dirt bike and after several lunchtimes showing the students basic mechanics, we managed to get the bike working.

The students from the outer Provinces of Afghanistan at weekends now have fun riding about and getting into Kabul!

At the beginning of 2012 and with transition and the “Enduring Partnership” moving forward, the evidence of steady transformation at the NDS is apparent, the installation of Afghan Trainers has taken place and lessons are successfully being delivered by certified Afghan Instructors.

My next objective is to start training female Afghan Officers, something that has never been done before – Watch this space!

**End**

## Know Your Military Postcard

### An article by Adrian Hayward-Wills

One hundred years ago, collecting postcards was a much more widespread and popular pursuit than stamp collecting, even though the publication of many learned works on postage stamps had by then started turning the craze of timbromanie into the much more advanced discipline of Philately as we know it today. Postcards were collected by all walks of people, young and old, men and women and it was commonplace and indeed fashionable among the middle classes to have an album of these pasteboard mementoes. *How those long evenings must have passed!* Anyway, many a card bore the message:-

*“Here is another one for your collection’ or ‘I was very pleased with the last card you sent me as I did not have it’.*

Cryptic numbers and initials at the top of a message - indeed sometimes being the only message – would often reveal membership of an international postcard exchange club, **how sad is that?!**

Anyway, like many things this changed, almost overnight, with the First World War. From 1919, with the world impoverished and wearied by war, the craze was not the main driving force of manufacture had been Germany, and the rapid telephone cancelled out previous uses of the were sent.

With few isolated continued until a few taking an interest in the 1970's and a few new published, clubs started and dealers started to collectable items.

Now collecting quite a large although not on the scale surprising how very few interest in both fields.

Those of us who do have like to say that all these were designed and the post with a message truth "Pictures in the



*The memorial takes the form of the figure of a soldier, standing at ease, in uniform with Pith Helmet and rifle in right hand mounted on a large stone plinth of granite and marble. There are four columns, one at each corner of central plinth and the names of the fallen are on two sides in incised black lettering, on the third side is the inscription and the fourth side bears a metal shield and an emblem in relief.*

*The memorial was unveiled on 7th December 1905, by HRH Prince Arthur Duke of Connaught having been designed by Mr C M Jordan, the soldier being modelled on Private James Barry.*

revived, not least because quality printing and ink very much centred on development of the the need for many of the postcard, and so far fewer

exceptions this situation people once again started mid 1960's and early handbooks were up, catalogues appeared offer cards once more as

postcards is once again international business, of philately, but it is collectors have an

a foothold in both camps little pieces of pasteboard printed to be sent through on them, making them in Post".

A photo/postcard showing a nice example linked to the postcard of the same statue



3624.

A.C.C. Memorial, Woolwich

Holynau & Bros.

**Unveiling of the Army Ordnance Corps S. African  
War Memorial, by H.R.H. Duke of Connaught.  
Woolwich, Thursday, Dec. 7th, 1905.**

4 ROSE, PHOTO.

MOLYNEUX SERIES



Another photo/postcard taken at the time of the unveiling - a nice ceremonial example linked to the postcard of the same statue



Another photo/postcard seen on [eBay](#) - a nice ceremonial example linked to the postcard of the same statue

The creation of the postcard by Dr. Emanuel Hermann, in Austria on 1<sup>st</sup> October 1869, set in motion a revolution in the communication of the ordinary message of no especial importance, the private note, the mundane or jolly remark, the 'wish you were here' - indeed any short note for which no real 'security' was required.

The first cards are now known as 'correspondence cards' and were the forerunners of stamped postal stationery cards. Some of these did include small illustrations, particularly in Heligoland where the first picture postal cards appear and in Paris 1889 the Eiffel Tower cards, but the Picture Postcard as we now understand it first appears in any quantity in the early 1890's, with the arrival of Hotel publicity cards. These were small pieces of pasteboard, similar to postal stationery of the period, for the use of holiday makers and guests, with images of the hotels which issued them usually printed as a little vignette at the top.

These slowly evolved into pictorial vignette cards, with a space left on the picture side for a short message, and the reverse side blank or printed for the address and franking. At first this was the strict rule, with nothing permitted on the address side except the address and postal information. It is not till 1902 when the first 'divided back' cards appear, with message and address on each side of a dividing line, leaving the other side free for the illustration, that this changed.


This development came at different times with different countries between 1902 and 1910. This breakthrough allowed for a rapid development of the whole art of design for cards, which although tied to a standard size and formula, yet allowed for an astonishing variety of artistic expression.



*The Badge of the "Army Ordnance Corps" by Harry Payne  
One of a series of 'Badges of.....' by famous painter Harry Payne, better known for his American landscapes*

Almost all the main developments in the artistic designs of Postcard art originated on the continent, in Germany, Austria, France, Italy and Switzerland. The two main exceptions which developed in Great Britain were the Comic card and to some extent the Real Photograph cards of social, industrial and village history, the artistry being expressed through the camera.

The special skills needed to print the fine art designs created for these cards were most highly developed by printers in Germany, especially in Saxony & Bavaria. The techniques for chromolitho and letterpress printing these multi-colour miniatures, often with gilding, embossing and die stamping, have never been surpassed.



*Patriotic (Propaganda!) Postcard from the Front 1914 - 1918*

With the First World War the genre died immediately, since no business could be done with the Central Powers, now the enemy, and blockades prevented any further development within Europe, enmeshed in a mechanised race to create armaments and destroy what went before.

A very few examples of work in the old quality did appear from 1914-1919 but mostly these were of a patriotic nature and tolerated as being beneficial to the war effort but the Golden Age of Postcards really dies in August 1914, along with so many other manifestations of the old order.

After the war, there was in a small way a short flowering of the old style of fine art, but now dressed up in the new Art Deco style which had gradually superseded the earlier Art Nouveau. This was particularly successful in Italy, where a number of artists produced cards of superb quality in the 1920's.

However, this was the epilogue to the Golden Age and most other cards were of a significantly lower quality, both of design and printing, and have remained so until modern times, when 'art' cards have reappeared - again firstly on the continent, especially in France and Germany, mirroring the situation of a century earlier.



Tho' ours is not the kind of job,  
That leads to much promotion,  
We try to do our little bit,  
And Tommy, I've a notion,  
Wont want for much, if we can help,  
To give him good supply,  
And if we don't always succeed,  
You bet, at least, we try.

From one of the  
A.S.C.



## ARMY SERVICE CORPS.



### HISTORY AND TRADITIONS.

Although the Army Service Corps can only date its present organisation from 1888, it has a much longer existence, being directly descended from the "Corps of Royal Waggoners," founded in 1794 for the great war with France. This Corps reappeared in the Waterloo Campaign as the "Royal Wagon Train." In 1888 the Army Service Corps as now constituted, was brought on the strength of the Army. The Corps is perhaps the most interesting unit in the Army, owing to its varied duties and responsibilities. The Supply branch provides the Army with forage, bread and meat in peace and war, the Corps Field Butcheries and Bakeries being far in advance of anything possessed by other nations. The Supply also provides most of the general clerical staff of the Army. The Transport branch has duties equally important and varied. Transport both by land and inland waters comes within their duties, and such widely separated means of transport as camels and dromedars, mules and mofors, draught horses and donkeys, traction engines and wagons of all sorts and sizes, needing extensive and peculiar knowledge. During the South African War the extraordinary demands made upon the Corps tested fully the soundness of the organisation, and its system of expansion.



ARMY SERVICE CORPS ON REVIEW



ROYAL ARMY SERVICE CORPS DISPLAY



Driver Army Service Corps and Draught Horses, Wesley Drive

POST CARD


Royal Tournament 1928

Address only

Fleetway Press Ltd  
Series RT

Fleetway Press Ltd, 39, Dune St, Holborn, W.C.2

Copyright.



“Of course you will need a stamp to post that Postcard!”





Circa 1910

Publishers:-  
C.S. Dale, 156 Victoria Rd, Aldershot.  
Embossed

PRINTED POSTCARD

~~~~~\*~~~~~

ARMY ORDNANCE CORPS  
Church Parade, Aldershot



Seasoned photographers, keen to make money, would often convert photographs - taken at a Studio with a backdrop - turn them into Postcards for soldiers departing for the Western Front.

These Army Ordnance Corps examples were found on 





This is a modern reproduction Postcard (1990) of a Royal Army Ordnance Corps (1922) Recruitment Poster

This is further reproduced (in B&W) on page 28 of Brigadier Frank Steer's book "*To The Warrior His Arms*" 1918 – 1993

Which

incidentally, was reviewed in the Winter 2008 (Issue Ten) Ex-Boys' Association Newsletter!

Published by Mayfair Cards of London (T1021)

The company was founded in 1990 with the objective of producing and distributing the finest picture postcards that the British printing industry is capable of producing. The subjects in the range are both timeless and appeal to a wide audience both in this country and overseas.

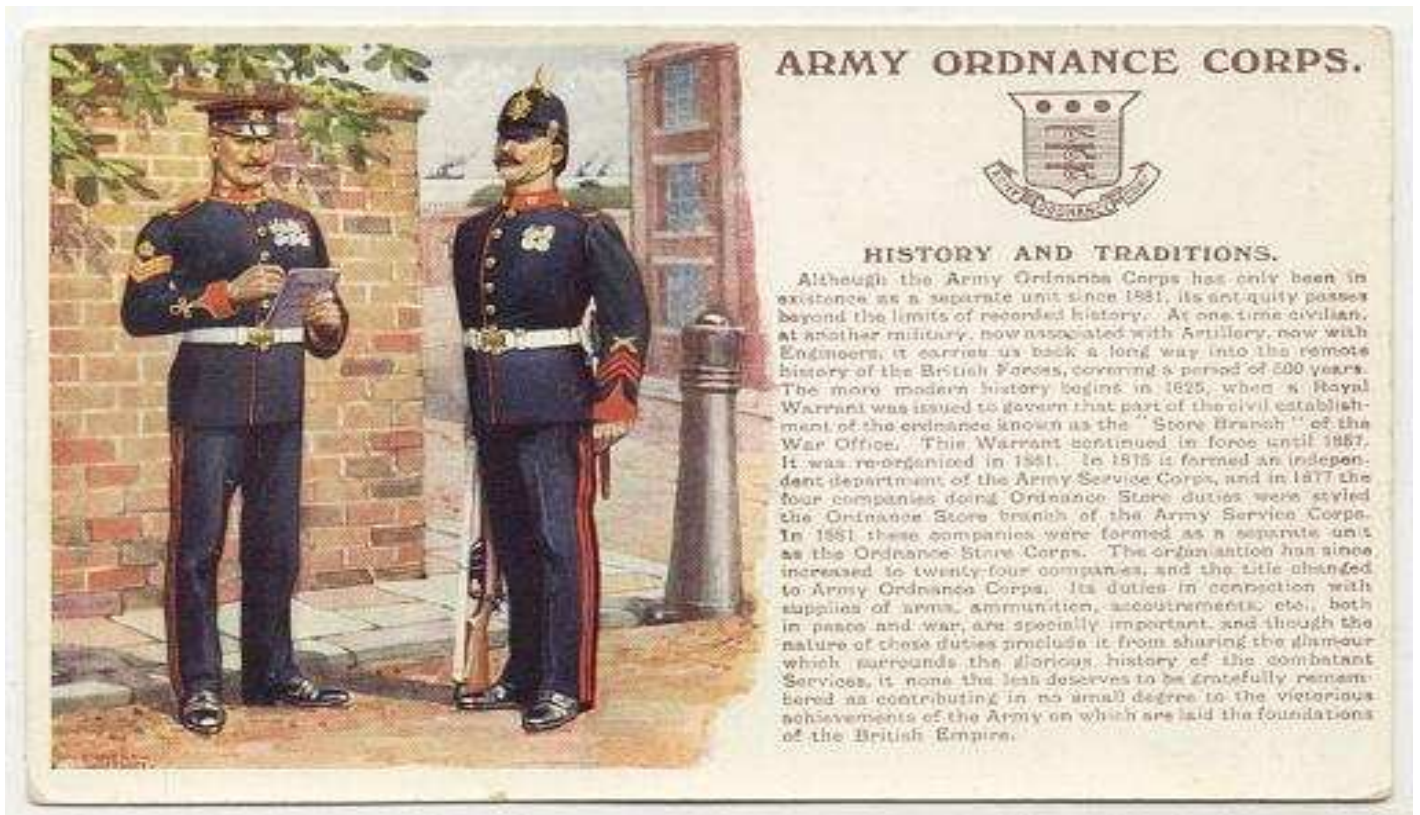
[www.mayfair-cards.co.uk](http://www.mayfair-cards.co.uk)



A quite stunning photo/postcard and moustache! (AOC) and all available on



What can be shown in a small display only gives a taste of what was the dominating art form in the years before the First World War. Postcards were to the Edwardians what film and television is to us today. They reflected life, they commented on everything, they illustrated every nook and cranny throughout the world. They came in an endless flow running into countless millions, the numbers fed by the widespread and fashionable hobby of collecting postcards, from the height of their popularity at the turn of the century until the start of the nineteen twenties, by which time the craze for sending and collecting postcards which had been forcibly curtailed by the War, had almost ended.



A silk embroidered postcard in a card surround  
1914 - 1918

A large number of different examples (of which some are shown below) of this type of card exist. Some were presented with a pocket at the rear of the silk section containing a small message card.



In a future Newsletter, I will be doing an article on Military Silk Postcard collecting – Life doesn't get better!!

## Background

Postcard designs fit into a small number of generic groups, within each of which are many subdivisions. These groupings are largely considered to be:-

1. Early and Pioneer cards, including the postal stationery forerunners, the 1889 Eiffel Tower cards, the first coloured illustrated postal cards of Heligoland, the Hotel publicity cards, Court cards and the first continental Gruss Aus or '*greetings from*' cards.
2. Art cards and Artists cards, where the quality of the design is the prime purpose and publishers realised that one way to sell more cards to visitors was to use the best artists they could hire to work for them. There are many very fine designs of the early period produced by the Vienna Werkstätte, and by established artists such as Alphonse Mucha, Raphael Kirchner and others of the Art Nouveau period. Many people collect these cards by certain artists or certain schools of art. The 'New Wave' of Art Deco with its starker lines started in the Edwardian era as a deliberate contrast to the florid & fluid decorative style of Art Nouveau, and came to its peak, particularly in Italy, with artists such as Umberto Brunelleschi, M Montedoro, Giovanni Meschini & Loris Riccio
3. The First World War, with its vast output of patriotic & propaganda cards, scenes of devastation on the Western Front, overseas campaigns, soldiers, weapons, ships, aircraft and personalities of all the belligerents on both sides, mostly of a much poorer production quality than cards produced before the war.
4. Topographical cards, starting with the 'gruss aus' types of continental Europe and developing into photographic studies of almost anywhere from the centre of the greatest cities to a tiny rural community out in the countryside, produced from printing blocks; but the most sought after are generally the 'Real Photo' types, largely developed in England and now much in demand by collectors for their fascinating mirror on the social history and true image of the time.
5. Subject or thematic cards, on almost any theme which could be imagined, flora & fauna, especially cats and dogs, comic cards - again very much a British development - ships, aircraft, disasters, motor cars, theatrical stars, advertising, politics & historical figures, police, birds, butterflies, sports of all kinds, religious, Jewish & Masonic subjects, and items as obscure as corkscrews, playing cards, children dressed as lawyers & judges, plumbing, dragons & dog carts. In many ways this mirrors thematic collecting in Philately, but goes far beyond that into more obscure corners.
6. 'Moderns', a new field of collecting interest has become popular in recent years these being card produced since about 1970, with modern printing methods, usually larger than the 'Golden Age' cards, and encompassing every conceivable field that had gone before and a few more, including some of a more salacious or risqué style, which would not have been known in the earlier periods.



A Black and White Postcard of the Royal Visit, 9th June 1972

Reverse of card reads:-

.....*Her Majesty the Queen, The Colonel in Chief, inspecting the Guard of Honour at the Official Opening of Blackdown Barracks, Deepcut, Camberley, Surrey - Training Centre of the Royal Army Ordnance Corps.....*



World War One photograph, of a group of SNCO's and soldiers of the Army Ordnance Corps (AOC), very good view of cap badges, uniforms and rank badges, sitting in the middle of the front rank are two officers, both with medal ribbons, very good clean and clear card.



Superb 1920's era vintage real "Photo postcard" of a Royal Army Ordnance Corps Soldier called "Alf"

Photographer:- C.H. Chivers, 18, Causeway, Chippenham



Close Up!





(Below and right) A real photographic postcard of 04595 A/Staff Sergeant Herbert G. Smith serving with the Army Ordnance Corps in France, dated 1917.

Served in France from 30.7.1915. Carte Postale





**MADAME  
PARSONS**  
and her Family,  
including the  
**SEVEN  
LITTLE  
LANCASHIRE  
LASSES.**

The only  
**7 Real Sisters**  
performing together  
anywhere.

Wife and Daughters  
of Sergeant Parsons'  
Army Ordnance  
Corps.

Vintage WW1 period postally unused postcard depicting Army Ordnance Corps Sergeant

*“Madame Parsons and her family including the Seven Little Lancashire Lasses. The only 7 real sisters performing anywhere together. Wife and Daughters of Sergeant Parsons*

*Army Ordnance Corps”*

Publisher: John Waddington Ltd, Leeds and London





In 1903, Kodak introduced the No. 3A Folding Pocket Kodak. The camera, designed for postcard-size film, allowed the general public to take photographs and have them printed on postcard backs. They are usually the same size as standard vintage postcards (3-1/2" x 5-1/2"). Also known by the acronym "RPPC", Kodak's 3A camera pioneered in its use of postcard-size film but was not the only one to make Real Photo postcards. Many other cameras were used, some of which used old-fashioned glass plates that required cropping the image to fit the postcard format.

According to this site, Kodak "created a service called "Real Photo postcards," enabling people to make a postcard from any picture they took" in 1907. While Kodak was certainly the major promoter of photo postcard production, they didn't seem to originate the term "Real Photo," and used it less frequently than photographers and others in the marketplace from 1903 to ca. 1930. But it has become the popular term nowadays to distinguish photographic postcards from commercially printed, mass-produced postcards of the same era.

Old House Journal states "Beginning in 1902 Kodak offered a preprinted card back that allowed postcards to be made directly from negatives." Regardless of when the year, this "technology" allowed photographers to travel from town to town and document life in the places they visited. Old House Journal continues: "Local entrepreneurs hired them to record area events and the homes of prominent citizens. These postcards documented important buildings and sites, as well as parades, fires, and floods. Realtors used them to sell new housing by writing descriptions and prices on the back. Real Photo postcards became expressions of pride in home and community, and were also sold as souvenirs in local drug stores and stationery shops."

Real Photo postcards may or may not have a white border, or a divided back, or other features of postcards, depending on the paper the photographer used. Many current Real Photo postcards are reproductions of earlier historic photos. Want to know if it is authentic or a reproduction: look at it under a magnifying glass. If it is authentic "it will show smooth transitions from one tone to another." According to the 2Buds, the way to tell is, while looking under the magnifying glass notice that "Postcards that are NOT Real Photos are made up of many small dots. If you look at a Real Photo postcard, the image is solid (no dots)."



A 1920's Postcard (and close ups) of an RAOC Detachment in Ripon Yorkshire



Close Up!



POST CARD  
BRITISH MADE

Correspondence. | Address.

*R. A. O. Corps. Detachment*  
*RIPON. YORKS.*  
*MAY 1920.*  
*Some of the nuts.*



*Another 1920's Postcard (and close-up) of RAOC soldiers – Possibly Boy Soldiers?*



An  find showing a trio of Army Ordnance Corps soldiers with what appears to be a Swagger Stick.



#### Footnote to Swagger Stick photograph


A Swagger Stick is a short stick or riding crop usually carried by a uniformed person as a symbol of authority. A swagger stick is shorter than a staff or cane, and is usually made from rattan. Originally, it was a functional implement used to direct military drill and maneuvers, or to administer physical punishment. In the Roman army, short vine wood staffs were carried and used for corporal punishment by Centurions (often career soldiers), not by higher officers (often from the socio-political elite). **Please note that this example of a Swagger Stick, post dates the postcard, I have included this example of the Swagger Stick to show readers what it *may* look like!!**

Nowadays it is more often a traditional visual attribute. Swagger sticks are most familiarly carried by military officers or more senior non-commissioned officers. In the British Army and other militaries following the Commonwealth traditions, commissioned officers carry swagger sticks when in formal uniform as a symbol of rank. Warrant Officers and Senior NCOs carry longer pace sticks or regimental sticks instead, although a Regimental Sergeant Major (RSM) may be seen sporting a swagger stick.

British swagger sticks are often topped with a silver cap, as in is this particular example of an RAOC stick. A swagger stick remains an essential part of an officer's equipment and they are supplied by traditional British military tailors such as Gieves & Hawkes and Goldings. Cavalry officers will often carry a riding crop rather than a swagger stick, in deference to their mounted traditions.



An find showing No. 3 Section - R.A.O.C. 1926 - 7, Winners of Wellstead Charity Cup, Garrison Six-a-Side, R.T.C.C. Inter Unit Cup. This example is the first of two such RAOC photo/postcards associated with Football!



When buying cards it is important to remember that condition is extremely important. If a card is damaged or has become wet it isn't going to be worth much, regardless of image or type. Responsible dealers use a grading system to help potential buyers determine condition, an example of such a grading system is below is as follows:


1. **Mint** - As new, unfranked, in a pristine state. Not normally applicable to vintage cards unless found in original printed packets
2. **Near Mint** - Like Mint, but very light aging or very slight discolouration from being in an album. Not as sharp or crisp as Mint
3. **Excellent** - No obvious flaws. Sharp corners, clean and if franked, writing does not detract from appearance
4. **Very Good** - Minor defects such as marks, signs of age and handling acceptable that don't detract from a visually pleasing card
5. **Good** - Noticeable defects, slight creasing and minor postal damage not detrimental to image acceptable in this category
6. **Fair** - Obvious creasing, staining, small tears or damp damage evident. Significant edge or corner damage
7. **Poor** - Incomplete, image seriously affected. A gap filler only!

Once you've been bitten by the collecting bug, you may decide to attend a postcard show or join a club near you. There are several national societies that cater to those who collect ephemera, we encourage you to join one. You may find yourself prowling local antique malls, digging through local auctions, putting ads in the local shopper offering to buy cards from people's attics. And the next thing you know, you've got a number of albums or boxes filled with cards!

1. Choose archival-quality storage materials for your vintage postcards. Archival quality means that the storage material reduces damage caused by handling as well as the environment, and doesn't introduce chemicals that can damage the vintage items.
2. Look for openings in albums and holders that are somewhat larger than the postcards themselves. It's very easy to crease or bend a postcard while trying to squeeze it into a holder.
3. Find albums or holders with plastic made from non-PVC or uPVC, which is considered to be archival quality. Special postcard holders are available. Check out the [vintagepostcard.com](http://vintagepostcard.com) website for more information.
4. Search for paper album pages and storage boxes that are acid-free with a pH of 7.0 or higher. Many of the papers manufactured have added chemicals, leading to a high acid content that can discolour vintage postcards and cause them to become brittle.
5. Remove vintage postcards from old albums carefully, especially if the postcards were mounted on green or black construction paper. The coloured paper may leave a residue behind on the corners of the postcards.
6. Frame your vintage postcard collection, but be sure to keep your postcards out of direct sunlight. Instead, show them off on an interior wall in your house.

**To start your “Military Postcard” collection, go to the Postcard Fair!**





A superb colour Postcard example depicting s Private Soldier of the Army Ordnance Corps on duty at the Tower of London, England

Note the Home Service Helmet!



Cap Badge from WW1 period



An early Canadian Royal Army Ordnance Corps Postcard



3x "Overseas Chevrons" and Staff collar tabs for this AOC Major



An unused early 1920's Postcard of an RAOC Detachment at Caernarfon Castle



An unusual subject postcard, this time of the RAOC Football team resplendent in Corps Colours – Example unfranked.



Note the RAOC Badge on the Bonnet of the Rover 827i Saloon

A Freebie Promotional Postcard, promoting the Transworld Venture RAOC Team, 52,000 Miles around the world.  
This Postcard was presumably to post whenever they broke down!!! – circa 1990



Real photographic postcard of a group of men serving with No. 16 [S] Company Army Ordnance Corps outside No. 14 Room [ presumably part of the coastal defences around Gosport ].

Photo by J.C. Lawrence, 22 Elmhurst Road, Gosport.




GB - 1969 - 25th anniversary postcard cover with pre-stamped machin and additional 1d machin complete with Service cds, inscribed internally '15 Base Ordnance Depot RAOC 1944-1969; 20 Sep 1969. Ad

**Note:** Machin is explained as thus: The **Machin** series of postage stamps is the main definitive stamp series in the United Kingdom, used since 5 June 1967.




**Army Apprentices College**  
Chepstow




507385

Printed in England by Witley Press, Hunstanton, Norfolk. Tel (04853) 2543

Although clearly not an RAOC, REME or RCT Postcard, it is of an Apprentice College – Chepstow, where many an Apprentice including me did Cross County Runs!



According to the  site I saw this postcard on, this particular example is of Deepcut Camp! Anyway the sales pitch goes on to say

*“The area had been used as a training ground for the army from the late 19th century with no formal military infrastructure until 1900 when the Royal Engineers commenced the build of a number of camps, including Blackdown. The land was owned by the Pain family of Frimley Green who built a number of high status dwellings on the land.*

*Blackdown camp was established in the late 1903 initially to accommodate artillery and infantry, centred around Winchester house, renamed Blackdown House when it was appropriated by the War Office for military use.*

*The barracks built in Blackdown Camp were Blackdown, Deepcut, Dettingen, Alma and Frith. By the Second World War these had a capacity of 25,000 soldiers. The Victorian houses were demolished in the 1950s, the land around Blackdown House being left to forestry, and around Dettingen House being redeveloped for a modernised Officers Mess. Between 1967 and 1971 Minden Barracks was demolished and rebuilt as Blackdown Barracks.*

*Frith Barracks were closed in the late 1970s and the land left to vegetation, Aisne and Marne Barracks were also closed and the sites used for Defence Housing. Dettingen and Alma Barracks have been closed and sold, in 2004, for housing development. The Barracks was the garrison of the Royal Army Ordnance Corps, and the School of Ordnance, until it merged into the Royal Logistic Corps, which established its Headquarters at the camp.”*

This is from the FRITH'S SERIES and is postcard number 54919 – [Please note the shady looking characters in the picture!](#)

# Books on Postcards



Paperback

Publisher: Author Geoff White (1<sup>st</sup> Jan 2005)

ISBN-10: 0951208217

ISBN-13: [amazon.co.uk](http://amazon.co.uk)® 978-

0951208212

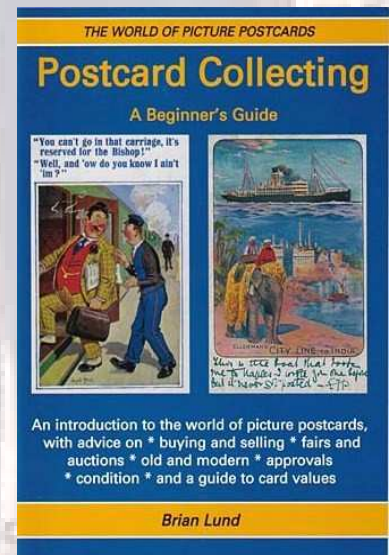



Want to know more and absolutely fascinated by this article?! Then perhaps this is the book for you. It is a history of the British Army told through a book that is at once a collection of postcards published by and about the institution and a guide on how to become adept at the hobby.

The author, Geoff White, himself a former Army officer and publisher of military postcards, has an intimate knowledge and love of his subject reflected in this book. It is organised under the names and titles of publishers of postcards; with biographical notes on the artists from the Napoleonic Wars up till the modern era.

The author wears his formidable learning lightly and this is a painless - and often funny way of learning about this history of the army: its uniforms, weapons, insignia and awards.

This publication is obviously aimed at the specialist collector of military postcards and succeeds admirably, it is a mine of information.



*These practical, accessible guides are part of a series aimed primarily at the budding collector, featuring postcards from Britain, the United States and Germany, which provide a fascinating insight into the society and art of the past 100 years. In exploring the enormous variety of cards available, these books include cards ranging from greetings and novelty, Art Nouveau and Art Deco to those that were produced during and between the World Wars. Useful information is given about artists, printers and photographers.*

*Throughout these books Fact Files detail the main characteristics of the postcards and provide a wealth of hints and tips on collecting - topics covered include printing techniques, condition and care, identification and the importance of the artists and photographers. - Features*

*Fact Files highlighting key information on collecting - Includes full-colour photographs of over 150 collectable postcards, each accompanied by a price range and information about condition - Covers postcards from the turn of the century to the end of the 20th century - Postcards featured from Britain, continental Europe and the United States.*

## Preservation of Postcards

Collecting vintage paper creates some special concerns regarding its preservation. If you like to keep antique photo or postcard albums complete as they were originally assembled, you will have even more problems. The real disadvantage is that most early albums were made of inferior green or black construction paper that leaves a residue on the postcard corners. If a top quality album was used, this slick paper didn't move or breathe leaving heavy indents on the postcards called album marks. Cards should be removed from these old albums.

The major enemies of paper are fire, water or humidity, dirt, sunlight, mould and bugs. If you are investing large sums of money in postcards for your collection or dealer's stock, fireproof file cabinets or a vault is advisable. Collections can be protected in a safety deposit box, which is cool, dry, dark and theft proof. Here are some golden rules:-

1. Separate each item with acid-free paper, glassine or Mylar to prevent ink transfer. Stand cards on edge when possible, stacking causes damage to embossing and mechanisms.
2. Keep humidity at 50-65%; too low and the paper becomes brittle; too high and micro-organisms grow. The temperature should be under 75 degrees. Heat causes faster chemical deterioration.
3. Sunlight is a great destroyer of paper. If you wish to display your framed collection, do not place items in direct sunlight. Instead, display them on interior walls away from natural light. When having your items framed, be sure to request museum mounting. If the shop doesn't know what you are talking about, select another store.
4. Nothing should ever be done to paper that cannot be easily undone. If an inventory must be kept, do it in pencil. If the item needs to be secured to album pages use only stamp hinges, photo corners with clear Mylar tops, linen or paper tape. Never affix any kind of tape to the front of your postcards.
5. Dealers use plastic sleeves and album pages. Collectors should not, unless they are sleeves or pages of archival quality. A dealer's stock is constantly changing and cards are seldom in contact with this Poly Vinyl Chloride (PVC) storage system for long.
6. This PVC material will cause chemical damage to antique paper if left for long periods of time. In addition, postcards that are not in a humidity controlled environment risk water damage from condensation forming inside of the sleeves. This can be seen at outdoor flea markets. When items in plastic are exposed to the sun, they heat up creating condensation that can cause irreversible water damage.
7. Before you panic about the storage of your postcards, remember they have survived nearly 100 years in old deteriorating postcard albums. They probably will survive many more years with just a reasonable amount of care but only archival protection will preserve them indefinitely.

## Postcard Sizes and Types

### Sizes

**Continental size:** 4x6 inches (15 cm x 10.5 cm). Many of the new cards you purchase today are of this size. Mostly published after the 1940's.

**Regular (or standard) size:** 3½ x 5½ (9 cm x 14 cm). Many of the older cards are of this size.

**Oversized:** Anything larger than a continental size. Mostly 5x7 inches but some can be found in larger sizes. Although this size of cards is popular with postcard companies and tourists, many collectors do not want them because they are more expensive, not easily filed, cost more to mail, and harder to trade with others. The advantage is of course the more detailed view of the scenes shown on the cards.

**Modern size:** These are about 6½ x 4¾ inches. They are often classified as a smaller type of oversized card.

## Postcard Types

### [View Cards](#)

View cards have, since postcards began, been the mainstay of the collecting field. People have long collected and traded cards of their home towns and places they have visited. View cards offer historic reference to buildings, streets, and even towns which may no longer exist or that have changed significantly over time. Even views produced in the photochrome (chrome) era may no longer look the same. The earliest cards offer much in the social history of the times as we look at early forms of travel and the beginnings of telegraph, telephone and power lines. The messages written on the cards often give us insight as to the picture shown or the sentiments of the day.

### Greeting Cards

The greeting card is almost as basic as the view card in the earlier eras, though as the time graph has shown, its popularity declined in later eras. Christmas, Easter, Birthdays and most other holidays and special occasions were well represented and are fairly common. Today most collectors choose a topic within a specific holiday in order to limit their searches. For example some choose Christmas cards depicting Santa in green robes only. Early greeting cards are some of the most beautiful cards every printed. Publishers competing for sales printed cards using intricate embossing techniques, high calibre art work, superior inks, expensive lithographic processes and even novelty additions such as glitter, ribbons, metal, silk and feathers.

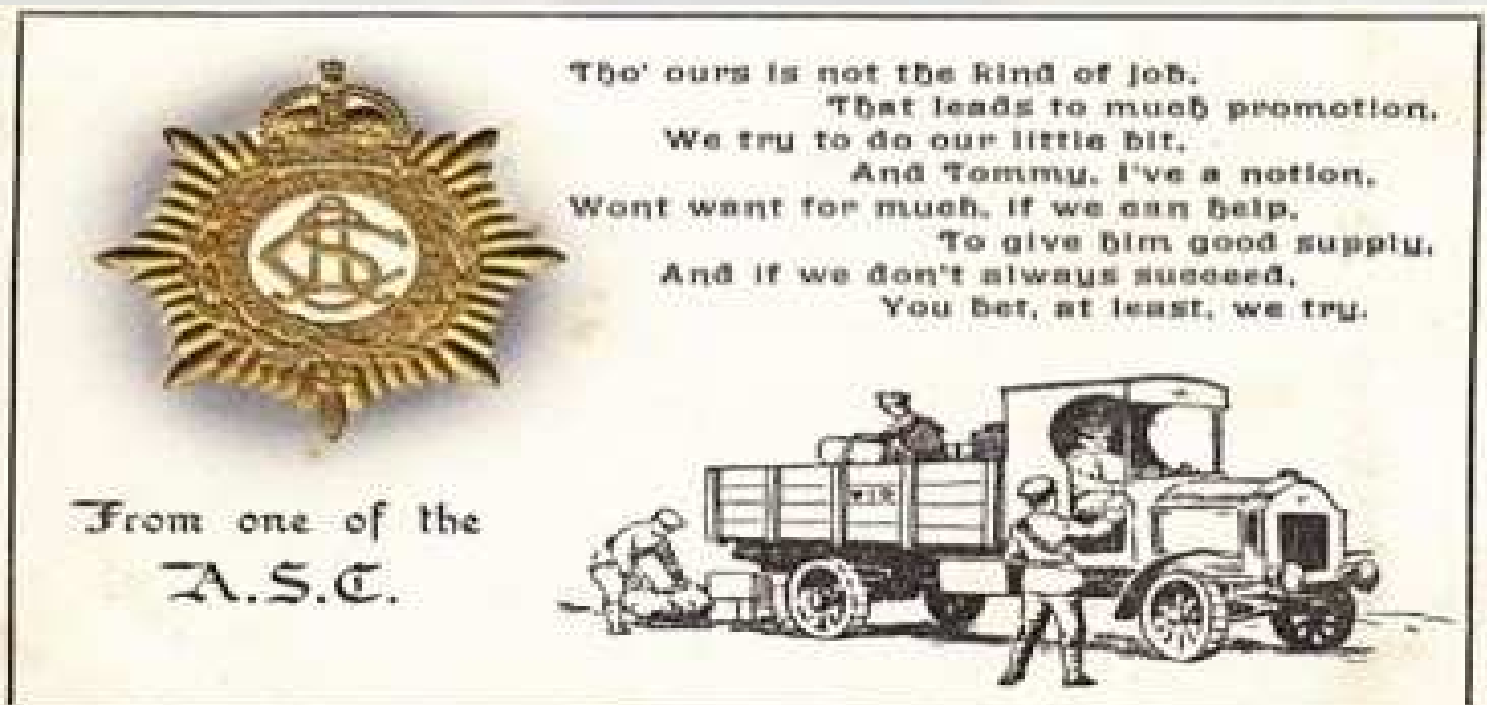
### Historical Cards

Historical cards are printed to commemorate events such as war, social problems, expositions, parades, coronations, politics and so on. These cards offer much to the serious collector in the way of increased value. This is a wide open field with much to offer anyone interested in twentieth century history. Often this type of card was made of a real photograph with few copies being offered for sale. This is especially true of military cards such as depicted in this article, disaster cards depicting floods, fires, wrecks, etc. For example, the loss of the Titanic in 1912 - often the historical significance of a card comes from the message written by the sender.

### Art Cards

The art card is probably the most important category in antique postcards. Unlike the view or greeting card, most art cards were special interest cards when they were printed and in most cases brought a much higher price. This rarity, combined with the skill of the artist of this period, make these cards very popular among collectors today. To better understand this popularity, think of these cards as 3 1/2" x 5 1/2" original high quality prints, which they are, instead of as postcards. Nowhere in the world of art, does such quality material exist at such low prices. The postcard market, in the first decade of this century, was a very large business. This booming market drew the very best artists of the period, creating a wealth of quality material unmatched in the art world. Also at this time, some German publishers produced a series of "Old Master" art reproductions, the card's intensity and depth of colour is without parallel as they spared no expense in printing the best.

#### An early Army Service Corps Postcard



Although strictly not a Postcard, this RCT item is a Beer mat and postcard!!



### What was the Army Emergency Reserve?

The Army Emergency Reserve was divided into three categories.

**Category I** Composed of volunteers who accepted a special liability for service in circumstances which did not necessitate calling out other parts of the Reserves by Proclamation. The number of men in this category was no more than the limit of 15,000 laid down in the [Army Reserve Act, 1950](#). In future, this category will be mainly organised in units and its members will, where necessary, carry out a certain amount of training in the evenings or at week-ends, in addition to their annual camp.

The rates of annual bounty will be substantially increased from the previous maximum of £25 for the training and pre-proclamation liabilities. Now, in addition to a tax-free bounty of up to £16 for training, members of this category will receive a taxable bounty of £60 in recognition of their pre-proclamation liability.

**Category II** Had the same liability as at present to be called out by Proclamation in case of imminent national danger or of great emergency, there will therefore be no change in the existing terms of service for this category. It will consist largely of specialists for whom training outside annual camp on the Territorial Army pattern is not required. The revised establishment will provide for about 13,000 volunteers, but, for the next few years, those National Service men who carry out their Reserve service in the Army Emergency Reserve will continue to be posted to this category.

**Category III** which consisted of certain highly skilled tradesmen, continued unchanged. An important feature of the reorganisation is that, so far as possible, units will, in future, be recruited on a regional [16W](#) basis and will be affiliated to units of the Regular and Territorial Armies. This should facilitate training and assist recruiting by encouraging local interest.

ARMY EMERGENCY RESERVE  
ROYAL CORPUS OF TRANSPORT

Train for transport and movement control work in event of emergency. Annual Camp on full pay, generous bounty, good promotion prospects.

Post this Card for details.


NAME .....

ADDRESS .....

AFFIX POSTAGE STAMP

TO:  
Det. HQ, AER, RCT,  
LONGMOOR CAMP  
LISS, HANTS

A collection of recent Military Postcards depicting the RAOC, REME and RCT



Above is selection of Military postcards that were made available upon issue of the said same stamps

# THE OSPREY POSTCARD COLLECTION



You've read the article on Military Postcards now start your collection! This publication is a collection of the best Osprey artwork from over 40 years is available to buy in a set of 40 stunning postcards in an attractive presentation box. Featuring artwork from Osprey artists and covering the whole range of military history, from the battlefields of the ancient world through the crusades and conflicts of medieval times to the aerial raids of World War II, this striking collection of original and unique artwork is the perfect addition to any military history collection.

These illustrations in Osprey books have been produced by some of the biggest names in the business: Richard, Christa and Adam Hook are an artistic dynasty in themselves; Gerry Embleton and Howard Gerrard have provided artwork for hundreds of Osprey titles between them; Peter Dennis has recently emerged as one of the most talented military history artists of recent times; and of course the late, great Angus McBride illustrated over a hundred Osprey books.

This handsome collection from Osprey Publishing represents forty years' worth of the best military history illustrations in the business. Larger than normal post-cards, they are ideal for correspondence, decoration, or just keeping in the bottom of your desk to look at whenever the mood takes you. There are times, as Bertie Wooster might say, when a gentleman wishes to see the 78th Highlanders storming Ahmednugger and times when he does not. Having cards like this in a sturdy box would seem to be the ideal compromise.

What a cornucopia of martial endeavour we have here! 'Battle: Scenes from History's Greatest Conflicts' provides us with pictures, among others, of 'The Charge of the Polish Winged Hussars'; 'HMS Bellisle continues the fight'; 'The Storming of Carey's Redoubt'; 'Panther Tanks Advancing'; and, my personal favourite, 'Lithuanians and Tartars Clash with the Teutonic left-wing'. Hmm. It's not their left-wing you should be worried about, dears. As these captions courageous suggest, there is a bias here towards pre-20th century wars. From an aesthetic point of view, this is probably the correct decision. Less khaki means more scarlet, after all, and if you're looking to frame these cards and hang them in your forward command post — or 'upstairs loo' as it's known in other families - there's no denying that Napoleonic cavalry and Samurai make for more striking pictures.

*"Heaven knows, I'm no armchair general (I'd barely qualify as an armchair Corporal come to that) but I can think of more than a few people who'll be getting these cards from me for birthdays and Christmas, their regulation military moustaches will twitch with pleasure!"*

**End**

## Book Review



- **Paperback:** 352 pages
- **Publisher:** Mainstream Publishing (3 Mar 2005)
- **Language:** English
- **ISBN-10:** 1840189746
- **ISBN-13:** 978-1840189742
- **Product Dimensions:** 13 x 3.3 x 19.8 cm

## Synopsis

Kevin J. Mervin was one of over 2,000 British Territorial Army soldiers called up to fight in the Iraq War in February 2003. Based on a diary kept throughout his tour of duty, the author's personal account of the conflict illustrates what it was like for a 'part-timer' to fight alongside the regular army. *Weekend Warrior* chronicles the difficulties and traumas Mervin and his colleagues endured while carrying out their work, including situations in which they literally had to fight for their lives. The author also describes how he and his companions dealt with the horrific sights, sounds and realities of war.

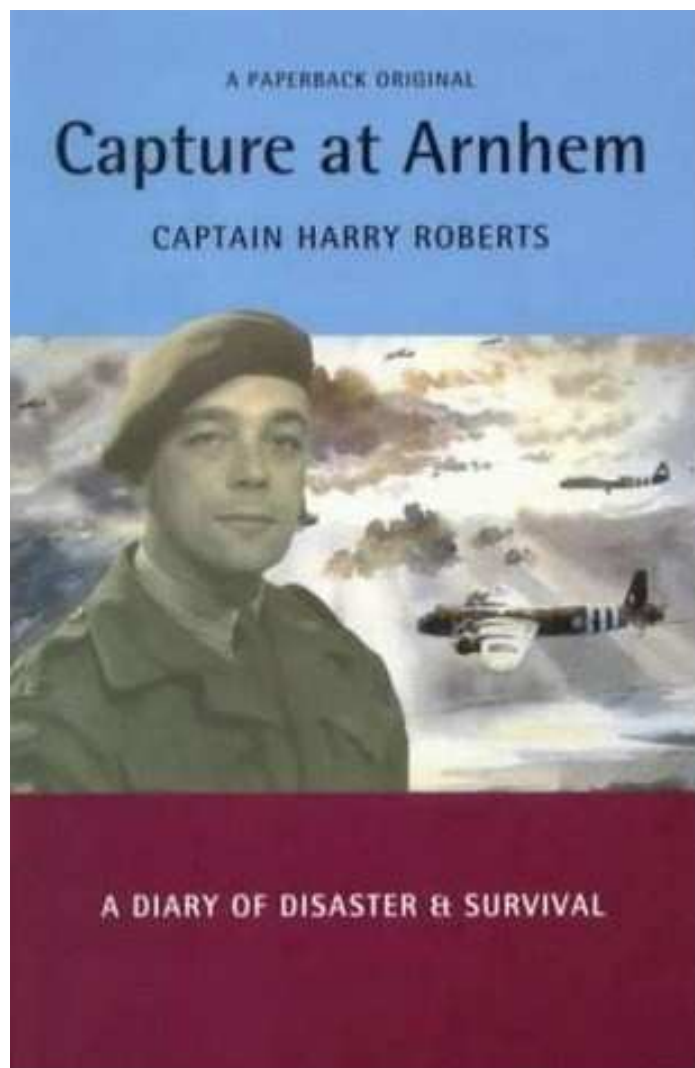
Thrust unexpectedly into the middle of a dangerous conflict, Mervin's memoirs relate not only the fear and excitement he experienced but also his sadness at the scenes of poverty he witnessed and his anger towards the media, which, he feels, reported the conflict to the world with an anti-war bias. On his return home, Mervin allegedly faced further challenges when he lost his job because of his call-up and he also received criticism from an often-hostile public.

This book tells a Squadies view of war. Mervin tells it how it is, speaking his mind and giving you an insight into his part in the big picture of war. Not pulling any punches, he explains his emotions and feelings, with sadness, fear, humour, it's all there. As a TA Vehicle Mechanic you expect him to be tucked up, doing some easy job well behind our line, how far from the truth. Mervin is shot at and shelled (sometimes not by the enemy) and does the job expected of him. You'll get a different perspective reading this book, it's about a soldier doing a soldier's job, warts and all!

*Weekend Warrior* paints a startlingly vivid picture of fear and confusion on the front line and highlights the problems faced by those lucky enough to return home.

About the Author Kevin J. Mervin was a Territorial Army (TAVR) soldier for nine years and trained as a Recovery Mechanic in the **Royal Electrical and Mechanical Engineers** (REME) unit. He is married with three children and lives in England.

## Book Review



- Paperback: 148 pages
- Publisher: Weidenfeld & Nicolson (10 Jun 1999)
- Language English
- ISBN-10: 1900624273
- ISBN-13: 978-1900624275
- Product Dimensions: 21.4 x 14.1 x 0.7 cm

## Synopsis

This extraordinary memoir is a distillation of Roberts' wartime diaries and incorporates the story of his training, his capture at Arnhem and his subsequent experience as a POW.


Sharp recollections, written long after the event but based on notes taken at the time, of airborne battle and of life as a prisoner of war in the last year of Nazi rule. The book is clearly written (the author was later a leading railway engineer), full of human feeling and brings out crisply the sudden changes and chances of a soldier's life, peril and calm in alternate slices.

Harry Roberts of the **Royal Electrical and Mechanical Engineers** was landed by glider at the fateful battle of Arnhem in September 1944. The moment he landed, he came under fire and received a disabling bullet at the base of his spine and other injuries. This extraordinary memoir is his distillation of his wartime diaries and incorporates information on his training, his capture at Arnhem and his subsequent experience as a POW incarcerated deep in the German countryside.

As a soldier he was brave and resourceful and blessed with a robust sense of humour. Capture at Arnhem shows all the chaos of war, the bitterness of defeat and the sheer will to live. As an officer and prisoner of war Captain Roberts was reasonably well treated but this did not spare him from the vicissitudes of war, witnessing, for instance starved and broken women acting as slave labourers for the Nazis.

His account vividly conveys the kaleidoscope of emotions that all prisoners suffer and the debilitating effects of ever-present pangs of hunger. Book comes published with photographs and illustrations.

## Book Review



- Paperback: 152 pages
- Publisher: Gabrian Antiques (6 April 2001)
- Language English
- ISBN-10: 0954023501
- ISBN-13: 978-0954023508
- Product Dimensions: 29.4 x 21 x 1.2 cm

## Synopsis


Further to the Postcard Article in this Summer's Newsletter, I thought readers might be interested in the above book. The definitive reference work on embroidered silk postcards based on years of collecting and research. The book gives details that have never been published before and supercedes all previous publications.

This book was awarded a prize in the UK for research into postcards. Presented with full colour illustrations on 152 pages in an A4 format with up to date guides to the value and rarity of Embroidered Silk Postcards over 2600 cards listed. Over 270 illustrations, from common cards to the unique.

A collection in its own right, showing over 270 cards, some of which will take years to find. Provides the context and background for your own collection. Describes and illustrates all types of cards for the first time ever. There is a Valuation Chart to monitor what your cards are worth.

*"A delight to the eye with its superb colour illustrations and its clear and attractive presentation ... the development of the embroidered silk postcard is detailed from turn of the century pioneers to post-war Spanish silks ... easy to use and fascinating to read ... a solid basis for estimates of relative rarity and price structure ... an invaluable index ... excellent reference work ... enjoyable and informative ... a real winner"* - (Review courtesy of Picture Postcard Monthly)

## Book Review



- **Format:** Kindle Edition
- **File Size:** 412 KB
- **Print Length:** 357 pages
- **Page Numbers Source ISBN:** 1456513699
- **Sold by:** Amazon Media EU S.à r.l.
- **Language** English

## Synopsis

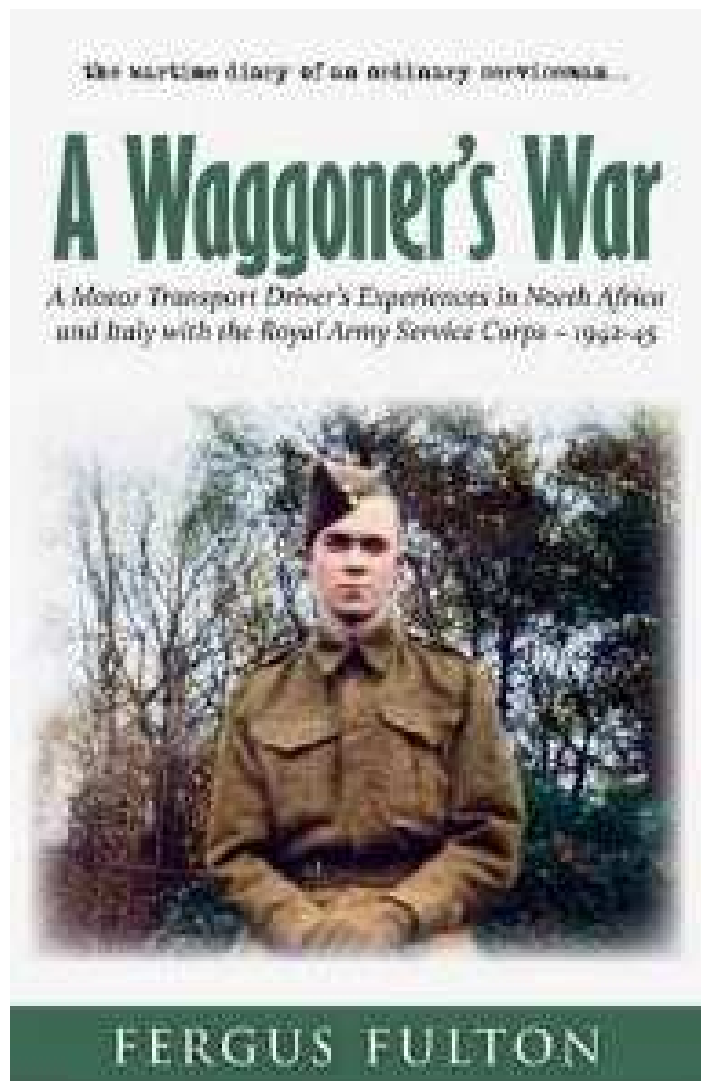
An uneasy truce between IRA assassin Declan Rath and ex SAS soldier 'Spider' Webb adds to the spiralling tension as a Tuzla-bound convoy battles through war-torn Bosnia to bring aid to the beleaguered city.

Targeted for destruction by Croatian Military Intelligence and Serbian para-militaries, the convoy, unwitting carrier of smuggled arms, is prey to all sides. The action explodes against the ravaged Balkan terrain where conflict is inflamed by the hatred of centuries.

The inhospitable landscape provides its own challenges to men who, facing attack from artillery and snipers, must also confront the private fears that caused them to join the Tuzla Run. The treacherous mountain tracks and raging river torrents combine in a roller coaster ride which tests even the most experienced drivers amongst those brave and foolhardy enough to join the UN relief convoys.

**Robert is a member of the RAOC, REME and RCT Ex-Boys' Association!**

## Book Review



- **Paperback:** 150 pages
- **Publisher:** Woodfield Publishing (1 May 2011)
- **ISBN-10:** 1846831164
- **ISBN-13:** 978-1846831164
- **Product Dimensions:** 20.4 x 13.8 x 1.2 cm

### Synopsis

Aged only 19, Fergus Fulton joined the R.A.S.C. and embarked for North Africa in November 1942 as part of Operation Torch where he was attached to 78th Division of the 1st Army.

His travels took him from Algiers to Tunis and then, as part of the 8th Army, across to Sicily, which had recently been invaded, and then to mainland Italy where he continued his important truck driving duties and was witness to the devastation of Cassino, one of the bloodiest battles of this theatre of war.


As the Germans retreated he continued to the River Po and then north into Austria as the conflict in Europe drew to its conclusion. This remarkable, unpretentious document of life in the R.A.S.C. is taken verbatim from Fergus Fulton's diaries, which he meticulously maintained, strictly against orders in case of capture, in a number of small notebooks.

After the war he wrote them up in a single volume, put all the parts together and added relevant historical context to create a cohesive whole. He kept a detailed log of dates, places and incidents, and built up a journal of strange lands, colourful characters, fear, sadness, friendship and, of course, the soldier's constant search for decent food, drink and a comfortable place to sleep.

There are plenty of military details and "action" here, but it's the quiet moments that stay in the mind: the routines, the landscapes, the quirky moments of humanity. There are no glorious heroics or breathtaking acts of valour. It's the story of an ordinary young man, one of the hundreds of thousands, doing his duty in an extraordinary situation in the great adventure of his life. It is guaranteed to trigger vivid memories in the surviving veterans of these famous campaigns.

A right riveting read!

## Book Review



- **Format:** Kindle Edition
- **File Size:** 315 KB
- **Publisher:** Bob P-S BPS Trading (31 July 2011)
- **Sold by:** Amazon Media EU S.à r.l.
- **Language** English
- **ASIN:** B005FG16F2

### Synopsis

This particular book (Kindle Edition); is written by RAOC, REME and RCT Ex-Boys' Association member, Bob Prior - Sanderson!

This is the story of a young man, Don Prime, struggling to survive the rigors of military training and the life of constant supervision and harassment as a boy soldier.

He strived with every hope he ever cherished for the life that would make him a man. He has many violent and sexual escapades which prepare him for life in man service. The tough world of soldiering in the Far East and of course the fleshpots where some men were women and women were available.

The army actually supplied a list of the places and areas in Singapore, which were out of bounds because they contained houses of assignation, dens of iniquity or brothels. For many it became a to-do list, which was often followed by an AF B 252 and time in jail!

This edition is available as a Kindle or PC Download.



## Old Codger's – Photo Gallery

This is a Bugle Call for RAOC, REME and RCT Association Members to submit contributions to the Old Codger's revamped and most improved Photo Gallery contained within our website. This is where members can place photos and details of their service-life after Boys' School and let us know a little about their families and interest etc - We can even place a photo on the website when its your Birthday!

At this improved photo section, members can now "hover" their mouse over a photo and see a "Now and Then" photo! For those interested in making contact with old friends, you can place your search details on the Forum, doing so will allow other members to see it and hopefully someone may know of the individual's whereabouts. Below are some examples already posted on the website, please take a look on the website: -

### In Boys' Service



### In the Army



### In Retirement



**Top to Bottom:- Peter Goldstone, Roy Jacklin, Vic Kerry**

Having the Old Codger's Page is particularly useful at Reunion times to identify lost pals! **For example:-**

### In Boys' Service



### In the Army



### In Retirement



So please send us **YOUR** contribution, if you have not yet done so! What we need is one, or more, photos showing any aspect of your life during or after Boys School, including family.... In fact, just anything you like... It's **YOUR** personal photo-album and only visible to other members of the Ex-Boys Association.

Furthermore, submitting such photos also allows us to place a photo on the website when it's your Birthday! Ideally for the newsletter, we would appreciate three (3) such photographs to enable a before, middle and retirement photo strip!

### Lost Pals

For those interested in making contact with old friends, you can place your search details on the Forum, doing so will allow other members to see it and hopefully someone may know of the individual's whereabouts.

Alternatively, you can contact Bill Chamberlain directly, (see the [Contacts section](#)) who, will wherever possible, conduct a search using the UK Info CD (purchased by the Association).

We have been successful in locating a considerable number of "lost pals" and it helps if you can provide additional information:-

- **First name and any second initial**
- **Current age (approx)**
- **Where the person hailed from**
- **His wife's name**
- **Last known location**
- **Any one or more of the above bits of information will allow the search to be narrowed down**

Hopefully we can "make your day" and you can meet up with those "lost pals" at one of our next Reunion Dinners!





RAOC BOYS' SCHOOL  
RAOC & REME BOYS' SCHOOL  
RAOC & REME JUNIOR LEADERS BATTALION  
RAOC APPRENTICE COLLEGE  
JUNIOR LEADERS REGIMENT RAOC & RCT



*EX BOYS' ASSOCIATION*



**Ex Boys and Lost Pals (1)**

It has been found necessary to circulate the Membership to see if there are any of you interested in coming on board, to take over from Bill Chamberlain, the sourcing of ex-Boys and to assist those seeking to locate ex-Pals.

Bill has decided that at the end of 2012, at the very latest, he will relinquish this voluntary work. Having carried out this role out for over 7 years - undertaking searches, assisting in maintaining the Roll and contacting ex-Boys by whatever means possible and also trying to help ex Boys find Lost Pals, he feels it is time to take a break.

This role is of major importance, as many of you will know from experience and requires someone who has - total discretion, takes pride in attention to detail, a good memory, spare time and above all, an interest in all the aspects of this rewarding role.

As with all our other Admin roles, this is a voluntary position.

If you are interested and wish to discuss this valued and important position in more detail, please email Bill Chamberlain, supplying a contact home phone number



**Public Relations Administrator (2)**

We are still looking for an individual to come on board as our Public Relations Administrator. This is a newly created role and we see this position as being crucial to ensuring the profile of the Association is brought to the attention of other bodies such as liaising with military sites, as well as the Press and other organizations.

As with all our other Admin roles, this is a voluntary position.

If you are interested and wish to discuss this valued and important position in more detail, please email Bill Chamberlain, supplying a contact home phone number.



## The Last Post and Obituaries

For the Last Post details contained within this Newsletter, the Ex-Boys' Association, are dependent on information from either relatives or Ex-Boys themselves. Please forgive any inaccuracies or omissions that have perhaps been quoted from memory.

Members may be interested to know of a website by the name of [lastingtribute.co.uk](http://lastingtribute.co.uk). Lasting Tribute invites you to celebrate the lives of family, friends and people in the public eye who are no longer with us.

Recognised as the trusted guardians of one of the largest and fastest growing online archives of tributes in the UK, with more than one million searchable records and over 3,500 new ones being added every week, this company provides an online tribute and memorial website where you can create your own online tributes to celebrate the lives of those no longer with us. There are many references to our Armed Forces and a recent entry is David Bowhay, late RAOC, who sadly passed away in 2009.

It is with deep regret that we have been notified of the passing of the following Ex Boys and Permanent Staff since our last publication. Our thoughts and deepest condolences are with the families at the time of passing and at the time of this announcement.

Their names have been added to the Ex Boys' Association Roll of Honour.

Brian George Beecroft - RAOC Junior Leader 1961 – July 1962

Reginald John Mason Sept 1962 – August 1964

Barrymore W. Pack - RAOC Junior Leader - 1959 Jan/Jan Intake – 1960

Gordon Stanley Bland - RAOC Boy Soldier of January 1943 Intake

Brigadier Frederick "Freddie" Samuel Goodwin CBE  
RAOC Boy Soldier 1935 - 3 December 1937


Anthony Hugh "Tony" Bushnall  
RAOC Member of the Permanent Staff at the Apprentice College 1988-89

Paul Anthony R. Lariat - RAOC Junior Leader, Jan 1963 – Dec 1964

Kenneth Cuthbert Motley - Boy Soldier 1938-42

David Clamp - REME Boys Soldier and member of Joslyn House

Michael Cooledge - REME Boy Soldier in Rowcroft House





## The Last Post and Obituaries

It is with deep regret that we have been notified of the passing of the following Ex Boys and Permanent Staff since our last publication. Our thoughts and deepest condolences are with the families at the time of passing and at the time of this announcement.

Their names have been added to the Ex Boys' Association Roll of Honour.

Frederick Wake - REME Junior Leader of Hill Platoon Sept 1971 – April 1974

Gerard Anthony (Pat) O'Brien - RAOC Boy Soldier, 1943 - April 1946

Michael R. Seager - RAOC Junior Leader in Hill House 1959 – April 1961

Darryl Cedric 'Chuck' Gibbons - RAOC Boy Soldier 1952-55

Barry Keith "Baz" Kennard - RAOC Junior Leader May 1970 - 1972

John "Ginger" Stuart - RAOC Boy Soldier 1952-55

Stephen George Crowhurst - RAOC Junior Leader 1972 – April 1974


Brian Frederick William Woollard - RAOC Boy Soldier 1955-56

David John Cheevers - RAOC Junior Leader September 1962 – April 1964

Michael Bemrose RAOC Junior Leader in Steevens Platoon Jan 1971 - ?

Richard Dennis E. Manning - RAOC Junior Leader May 1960 – July 1962

James M. Lever - RAOC Junior Leader, 1959 – March 1962 in Watts House





## The Last Post and Obituaries - Continued

It is with further deep regret, that we have been notified of the passing of the following Ex Boys and Permanent Staff since our last publication. Our thoughts and deepest condolences are with the families at the time of passing and at the time of this announcement.

Their names have been added to the Ex Boys' Association Roll of Honour.

Thomas H. Delph - RAOC Junior Leader Jan or June 1959 Intake – July 1960

Royley "Roy" Maye - RAOC Permanent Staff at the Junior Leaders Battalion

Mark William Margason - RAOC Junior Leader Jan/Jun Intake 1959 – 1961

David Christopher Caesar - RAOC Boy Soldier 1952-1954

Jack Sunter - RAOC Boy Soldier March 1943 – 1945

David M. Hudspith - RAOC Junior Leader in Watts Platoon 1967 – Aug 1969

David William Urwin - RAOC Junior Leader 1959 – December 1961

Michael Peter Bloor - RAOC Junior Leader February 1962 - August 1964


John David F. Simmons - Captain and OC of Hill Platoon 1965-67

John Arthur Simmons RAOC Boy Soldier - Feb 1953 – Sept 1954

David W. Crocombe RAOC Junior Leader Baker House, 1959 – Dec 1961

Kenneth B. Parkinson RAOC in Baker House Jan/Jun Intake 1959 – 1961

Kevin James "Taff" Garland REME Aden Platoon - Sept 1978





*MOTLEY Kenneth Cuthbert (Ken) Peacefully after a short illness at The Diana Princess Of Wales Hospital Ken aged 85 years.*

*Beloved husband of the late Joan, much loved dad of Andrew and Christine, adored grandad of Helen, Adam, Stuart and great-grandad of Poppy and a dear brother of Frank.*

*A funeral service was held at Grimsby Crematorium on Wednesday 21st January 2009 at 1.40pm. Ken is now resting peacefully.*





**REME Junior Leader of Hill Platoon, September 1971 – April 1974**

**Fred sadly passed away on the 9th of January following a heart attack.**





*He was told late October that he had pancreatic cancer and he had weeks rather than months left. He had plans to come over from Adelaide and say Good By to the lads he was still in touch with from Deepcut. But that was not to be,*

*He passed away on the second of this month (Jan 2012).*

*He was always proud of his time in the British Army and it could be seen in his bearing.*

From Ken Kennard - Barry's father - January 2012



*I served with Steve in Rowcroft Platoon from Sep 72 until we passed out in April 74.  
I was very sad to hear of his death on this site.*

*Steve was a great guy and it is such a shame that he died so young.*

**Steve Raw in January 2012**





**"I met Dave in Singapore** in the early sixties, we worked together in Kranji Depot and lived in the same street in Sembawang. Dave was a great sport's man Pole Vault long jump 100 yards swimming diving you name it Dave would have a go.

I wasn't interested in sport until I met Dave he had me doing the pole vault triple jump somersaults and even diving off the top board. He was a great character never a dull moment when Dave was around."

R.I.P. my friend.

Harry Petty - October 2011



*David was selected for the Junior Leaders Battalion Rugby XV (alongside Captain Norman Bruce) who were runners up in the Hill Cup of 1968. (Photo on site)*

*Sadly, David sustained a leg injury shortly before leaving the RAOC and never fully recovered; having firstly developed DVT, he finally passed away having suffered a heart attack.*

**Bill Chamberlain**



RAOC BOYS' SCHOOL  
RAOC & REME BOYS' SCHOOL  
RAOC & REME JUNIOR LEADERS BATTALION  
RAOC APPRENTICE COLLEGE  
JUNIOR LEADERS REGIMENT RAOC & RCT



EX BOYS' ASSOCIATION

**GONE, BUT NOT FORGOTTEN**

## The Last Post

Did you know that "Last Post" is a bugle call used at Commonwealth of Nations military funerals and ceremonies commemorating those who have fallen in war. "The Last Post" is also the name of a poem by Robert Graves describing a soldier's funeral during World War I.

"Last Post" was originally a bugle call used in British Army camps to signal the end of the day. The name derives from the practice of inspecting all the sentry posts around such a camp at the end of the day and playing a bugle call at each of them. The "Last Post" was thus the last point of this inspection, and the bugle call signalling that this post had been inspected marked the end of the military day. This custom dates from at least the 17th century and originated with British troops stationed in The Netherlands, where it drew on an older Dutch custom, called Taptoe.



The Taptoe was also used to signal the end of the day but has more prosaic origin. Taptoe originated signalling the moment that beer barrels had to be shut, hence that the day had ended. It comes from the Dutch phrase Doe den tap toe, meaning "Turn the tap off" (not to be confused with "Taps" which has a similar function but different tune and origin).

During the 19th century, "Last Post" was also carried to the various countries of the British Empire. In all these countries it has been incorporated into military funerals, where it is played as a final farewell, symbolising the fact that the duty of the dead soldier is over and that they can rest in peace. Last Post is used in public ceremonials commemorating the war dead, particularly on Remembrance Day in the Commonwealth of Nations and The Netherlands (known as Veterans Day in the United States).

Since 1928, "Last Post" has been played every evening by buglers of the local Last Post Association at the war memorial at Ieper (Ypres) in Belgium known as the Menin Gate, commemorating the British Empire dead at the Battle of Ypres during the First World War. The only exception to this was during the four years of the German occupation of Ypres from 20 May 1940 to 6 September 1944, when the ceremony moved to Brookwood Cemetery in England. On the evening that Polish forces liberated Ypres, the ceremony was resumed at the Menin Gate, in spite of the heavy fighting still going on in other parts of the town.

These buglers are quite often mistaken as being from the local fire brigade; however, they are present every day representing the Last Post Committee. They are indeed members of the fire brigade and can sometimes be seen wearing the uniforms but it is not the Fire Brigade that organises "Last Post". "Last Post" was used by British forces in North America in colonial times but its function was taken over in the United States by "Taps", which has been used by the United States Army since 1862 which incidentally is a beautiful piece of music.

Your Admin Team

# JUNIOR ARMY ACCEPTANCE CERTIFICATE

If you require any assistance with regards to the Association, please feel free to contact any of the following. Contact can easily be made via the Association Website and clicking on to the Contacts Page!



**Paul D. Jones**

Founder and Chairman



**George Tether**

All matters concerning the on-line-presentation of the site, Membership and the Forum.



**Bill Chamberlain**

Lost Pals:

This section is looked after by Bill, who spends many hours helping lost pals to find each other.



**Dave McCarthy**

All matters concerning ex-Boy's and members of permanent Staff where

their names are relevant to Nominal Roll, Battalion Structure, Intake & Passing Out Dates of ex Boy's etc

*W. J. Frodoham* Captain  
Officer Commanding Army Youth Selection Centre

**Your Admin Team**



**Brian Wild**

Secretary and Treasurer



**Adrian "HW" Hayward-Wills**

Editor/compiler of the Newsletter; paper archivist for the Association



**Allan Jones**

Our contact for USA and Canada



# Next Newsletter Issue 18 Winter 2012

Membership Update



Memorabilia

Book Reviews

Music Reviews

RAOC, REME and RCT Wall Shields

2012 Summer Reunion Photos



RAOC BOYS' SCHOOL  
 RAOC & REME BOYS' SCHOOL  
 RAOC & REME JUNIOR LEADERS BATTALION  
 RAOC APPRENTICE COLLEGE  
 JUNIOR LEADERS REGIMENT RAOC & RCT



*EX BOYS' ASSOCIATION*



Material contained within this Newsletter is intended for general informational purposes only.

The contents may not be comprehensive or up-to-date. The Editor, Patron, Chairman and the Committee Members of the Association make no representation as to the accuracy, completeness, timeliness, merchantability or fitness for a specific purpose of the information provided in this newsletter.

The Editor, Patron, Chairman and the Committee members of the Ex-Boys' Association assumes no liability whatsoever for any action taken in reliance on the information contained in this newsletter.



Happy Reading!!!!

Adrian Hayward-Wills

